


# 2026 STUDENT HANDBOOK

HOBSONS BAY CLUSTER  
VET DELIVERED TO SECONDARY STUDENTS (VETDSS)



Version Date:

18 December 2025



Hobsons Bay VETDSS Cluster arrangement is founded on a spirit of co-operation between schools and with the purpose of providing a wider breadth of learning opportunities for students.

**Participating Member Schools:**

1. Altona College
2. Bayside P-12 College
3. Emmanuel College
4. Homestead Senior Secondary College
5. Laverton P-12 College
6. Mount St. Joseph Girls' College
7. Point Cook Senior Secondary College
8. Williamstown High School

**PLEASE REFER ALL YOUR QUESTIONS IN THE FIRST INSTANCE TO YOUR HOME SCHOOL VET COORDINATOR**

**For more information please contact:**

Stefan Colosimo  
VDSS Cluster Manager  
Mob: 0477 179 000  
Email: [stefan@wynbayllen.org.au](mailto:stefan@wynbayllen.org.au)


**Privacy notice**

When a student applies for a VET course, the student's school (Home School) will assist the relevant external provider (which includes a Delivery School and/or Registered Training Organisation (RTO)) with collecting student information for the purposes of assessing the application and placement of the students in VETDSS course. The Home School's Career Advisor or VET Coordinator will also work together with students to upload their application information into a secure online portal managed by the WynBay Local Learning Education Network, which is funded by the Victorian government.

When a student is accepted into a VET course, the Home School may assist the relevant external provider with collecting necessary student personal and health information needed for enrolment with the external provider, supporting students' educational, social and wellbeing needs, medical emergencies and other purposes stated in the Schools' Privacy Policy.


Once the student is accepted into the course, in order to ensure the safety and wellbeing of students and others, the school may also share necessary student information such as emergency contacts, health plans, foreseeable risks, or reasonable adjustments that it holds with the chosen VET course external provider (which includes the RTO and Delivery School) and where permitted by law.

If you have questions or wish to request access to the information, please contact your Home School's VET Coordinator. For more information about how government schools handle student and parent information, please see:  
<https://www.education.vic.gov.au/Pages/schoolsprivacypolicy.aspx>



## TABLE OF CONTENTS

|   |    |
|---|----|
| WHAT IS VET DELIVERED TO SECONDARY STUDENTS PROGRAM (VETDSS)? .....                               | 4  |
| GENERAL VETDSS PROGRAM INFORMATION .....  | 7  |
| WHAT IS A STRUCTURED WORKPLACE LEARNING (SWL)?.....   | 8  |
| SCHOOL TO WORK STATEWIDE PORTAL.....  | 10 |
| CERTIFICATE II IN AGRICULTURE .....   | 12 |
| CERTIFICATE III IN ALLIED HEALTH ASSISTANCE (PARTIAL COMPLETION) .....                            | 14 |
| CERTIFICATE II IN APPAREL, FASHION AND TEXTILES .....   | 16 |
| CERTIFICATE II IN AUTOMOTIVE VOCATIONAL PREPARATION [LIGHT] .....                                 | 18 |
| CERTIFICATE II IN AUTOMOTIVE VOCATIONAL PREPARATION (MECHANICS) [HEAVY].....                      | 20 |
| CERTIFICATE II IN BUILDING & CONSTRUCTION PRE-APPRENTICESHIP (BRICKLAYING) .....                  | 22 |
| CERTIFICATE II IN BUILDING & CONSTRUCTION PRE-APPRENTICESHIP (CARPENTRY) .....                    | 24 |
| CERTIFICATE III IN BUSINESS .....   | 26 |
| CERTIFICATE II IN CIVIL CONSTRUCTION .....  | 28 |
| CERTIFICATE III IN COMMUNITY SERVICES (PARTIAL COMPLETION) – YEAR 1 NOT RUNNING IN 2026.....      | 30 |
| CERTIFICATE II IN CONSERVATION AND ECOSYSTEM MANAGEMENT / HORTICULTURE “SUPPORTED PROGRAM” .....  | 32 |
| CERTIFICATE III IN DANCE (PARTIAL COMPLETION).....  | 34 |
| CERTIFICATE III IN EARLY CHILDHOOD EDUCATION & CARE (PARTIAL COMPLETION) .....                    | 36 |
| CERTIFICATE II IN ELECTROTECHNOLOGY (PRE-VOCATIONAL) – EMMANUEL COLLEGE (NOTRE DAME CAMPUS) ..... | 38 |
| CERTIFICATE II IN ELECTROTECHNOLOGY (PRE-VOCATIONAL) – EMMANUEL COLLEGE (ST. PAUL'S CAMPUS).....  | 40 |
| CERTIFICATE II IN ELECTROTECHNOLOGY (PRE-VOCATIONAL) [VICTORIA UNIVERSITY] .....                  | 42 |
| CERTIFICATE III IN EMERGING TECHNOLOGIES.....   | 44 |
| CERTIFICATE II IN ENGINEERING STUDIES.....  | 46 |
| CERTIFICATE III HEALTH SERVICES ASSISTANCE .....  | 48 |
| CERTIFICATE II IN HORTICULTURE.....   | 50 |
| CERTIFICATE II IN HOSPITALITY & CERTIFICATE II IN COOKERY [DUAL PROGRAM] .....                    | 52 |
| CERTIFICATE III IN INFORMATION AND COMMUNICATIONS TECHNOLOGY .....                                | 54 |
| CERTIFICATE III IN MUSIC (PERFORMANCE).....   | 56 |
| CERTIFICATE III IN MUSIC (SOUND PRODUCTION).....  | 58 |
| CERTIFICATE II IN PLUMBING (PRE-APPRENTICESHIP) .....   | 60 |
| CERTIFICATE II IN RETAIL COSMETICS .....  | 62 |
| CERTIFICATE III IN SCREEN AND MEDIA .....   | 64 |
| CERTIFICATE III IN SPORT, AQUATICS AND RECREATION.....  | 66 |
| VET CAREER VIDEOS.....  | 68 |
| VET PROGRAMS FLYERS.....  | 70 |



## WHAT IS VET DELIVERED TO SECONDARY STUDENTS PROGRAM (VETDSS)?

Vocational Education and Training (VET) programs delivered to secondary school students are designed to expand opportunities and pathways for students and improve educational outcomes in line with the Victorian Government's objective to increase the number of young people completing Year 12 or equivalent. The skills you learn relate to a career pathway, so can apply them at work or in further education and training. You can add a VET course or certificate to your studies while you're at school.

### Incorporating VET in your VCE or VCE Vocational Major

VET can play an important role in senior secondary schooling. When you add VET to your VCE or VCE VM studies you gain practical skills in an industry you are interested in.

VET courses:

- provide a nationally recognised qualification in a specific industry, or provide credit towards one contribute towards the completion of your VCE
- allow you to study through School-Based Apprenticeships and Traineeships, which are often paid positions.

VET programs in the VCE and VCE Vocational Major:

There are a range of VET programs that you can select as part of your VCE or VCE Vocational Major. Please ask your school VET Coordinator or Careers Counsellor about the VET programs your school offers.

### Combining VET with your Victorian Pathways Certificate (VPC)

VET plays an important role in the later years of secondary school. Adding VET to your Victorian Pathways Certificate (VPC) gives you practical work-related skills in a specific industry.


VET courses:

- Provide a nationally recognised qualification in a specific industry, or credit towards one.
- Contribute towards the completion of your VCE.
- Allow study through a [School-Based Apprenticeships and Traineeships](#). These are often paid positions.

Talk to your school about how you can combine VET studies with your VPC.

### Apprenticeships and traineeships at school

Your VCE or VCE Vocational Major can also include an apprenticeship or traineeship. You can also combine an apprenticeship or traineeship with your VPC. Starting an apprenticeship or traineeship while at school means you can get paid on-the-job training that leads to a qualification. School-based apprenticeships and traineeships give you the confidence and vocational skills that employers need.



## VET credit in VCE, including the VM and the VPC

Students gain credit into their VCE, including the VM, and the VPC by undertaking:

- [VCE VET programs](#) that have been developed by the VCAA in consultation with stakeholders including industry. Information regarding the VCE credit available in each VCE VET program is published on the individual VCE VET program pages on this website.
- approved [apprenticeships and traineeships](#) that are in the same industry areas as designated VCE VET programs
- other VET qualifications, which provide credit into the VCE through [block credit recognition](#)

## VET credit towards the VCE, including the VM

From 2023, the following policies will apply to VET credit towards the VCE, including the VM:

- Students can accrue VCE credit achieved through multiple VET qualifications at Certificate II level or above, up to a maximum of 180 nominal hours of completed units of competency (UoCs). This will give students two VCE units towards the VCE / VCE VM.
- Students who complete 180 nominal hours of UoCs in a certificate II or above, then move into another certificate III or above in the same industry\* will accrue VCE credit at Unit 3–4 level for the next 180 nominal hours of completed UoCs.
- Students who complete 180 nominal hours of UoCs in a certificate II or above, receiving VCE Units 1 and 2 credit, and then enrol in an approved apprenticeship or traineeship will accumulate VCE credit from the apprenticeship/traineeship in the following order: Units 3, 4, 1, 2, 3, 4.

For example, a student completes 180 nominal hours of training in Certificate II in Kitchen Operations and receives VCE VET Hospitality Unit 1 and 2. The student then decides to move into a Certificate III in Carpentry SBAT. For their next 180 hours of training, they will receive VCE Units 3 and 4. Each additional 90 nominal hours of training would accrue VCE credit in the following order: Units 1, 2, 3, 4.

This policy applies to:


- all SBATs in certificates III or above
- certificate II traineeships that are in the same industry\* as VCE VET programs drawn from certificate II qualifications that provide VCE Units 1–4 credit (typically trade pathways or pre-apprenticeship qualifications).

\* Qualifications deemed to be in the same industry for VCE credit purposes are determined based on their Training Package Industry Code (e.g. BSB, SIT, AUR, etc.)

## VET credit towards the VPC

From 2023, students will gain VET credit into the VPC in the following way:

- 90 nominal hours-worth of completed UoCs from a certificate I qualification or above will provide one credit towards the VPC.
- Students can accrue credit across multiple VET qualifications, up to a maximum of 180 hours. This will give students two units towards the VPC.



## VET QUALIFICATIONS

Schools are able to offer senior secondary students VET qualifications selected from the range of industry areas approved by the VCAA.

### Successful completion of VET in the VCE VM or VPC can provide students with:

- a VCE (including the VM), a VPC or VCAL certificate issued by the VCAA, and a VET certificate issued by a registered training organisation (RTO)
- two statements of results issued by the VCAA giving details of units completed in the VCE, VCE VM, VPC or VCAL and UoCs completed in the VET qualification
- an enhanced ATAR, which can improve access to further education
- pathways into employment and/or further VET qualifications or training
- workplace experience gained through structured workplace learning.

### Students value VET because it:

- allows them to combine general and vocational studies which for many, provides a practical focus in a range of industry areas
- provides direct experience of business and industry
- enables them to explore training in areas that will enhance their pathway choices.

### Employers value VET because it:

- contributes to the development of entry level skills for their industry
- provides students with a practical and focused introduction to workplace requirements
- enhances the employability of students
- enables industry to contribute to educational programs in schools
- enables industry to participate in local community networks.

### More information:

- Find out about the [VCE VM curriculum](#).
- Find out more about the VCE VM [professional learning](#) available for providers.

### Source:

- Victorian Government's Many Talents One VCE webpage: <https://www.vic.gov.au/many-talents-one-vce>
- Victorian Curriculum and Assessment Authority (VCAA) | VCAA website <https://www.vcaa.vic.edu.au/curriculum/vet/vet-vce-vcac/Pages/Index.aspx>


## VETDSS ASSESSMENT PLANS

### Courses delivered in the cluster that are relevant to VCE scored assessment are:

- |                                     |   |
|-------------------------------------|---|
| • HLT33021 ALLIED HEALTH ASSISTANCE | • CUA30920 MUSIC (PERFORMANCE)            |
| • BSB30120 BUSINESS                 | • CUA30920 MUSIC (SOUND PRODUCTION)       |
| • CHC32015 COMMUNITY SERVICES       | • ICT30120 INFORMATION TECHNOLOGY         |
| • SIT20421 COOKERY                  | • CUA31020 SCREEN AND MEDIA               |
| • CUA30120 DANCE                    | • SIS30122 SPORT, AQUATICS AND RECREATION |
| • 22632VIC ENGINEERING STUDIES      |   |

For details of the score assessment please see the **Assessment Plans document**





## GENERAL VETDSS PROGRAM INFORMATION

### TRAVEL ARRANGEMENTS

Some students will be required to travel independently to and from the venue of the course they have chosen. Wednesday and Thursday are the agreed VETDSS delivery time in the Hobsons Bay VETDSS Cluster. There will be a cluster bus provided on these days. It travels to all the schools in Hobsons Bay Cluster (bus times will be provided at the start of 2026).

When VET classes have finished for the day, all students must leave the HOST school's premises in a swift and timely manner.

### STUDENT BEHAVIOUR OUTCOMES

Students will abide by the teacher's rules and the rules of the HOST School whenever they are on site. This includes meeting Occupational Health and Safety Requirements in and out of the classroom. Attitude and behaviour are to be of the expected standard.

Breaches of safety or serious offences will require students to be sent out of class. The HOST school VET Coordinator /RTO must communicate this by writing and phone to the HOME and HOST SCHOOL VET Coordinator where applicable on the day of the incident.

All incidents that occur relating to a student's behaviour must be escalated to Stefan Colosimo (WynBay LLEN - VDSS Cluster Manager) on the day of the incident so a course of action can be negotiated by all parties. All correspondence by all parties should be in writing. The action that might occur depending on the severity of the student's behaviour could result in a warning or a meeting between the Home School VET Coordinator, HOST school VET Coordinator, a parent, and the student.

A review of the student's continued participation in VET will be considered. Serious breaches in behaviour can result in an exclusion from VET.

### DRESS CODE

Students are required to wear their Home School uniform when attending VET programs at delivery schools within the cluster. If attending University or TAFE students must comply with University / TAFE requirements. When students are completing a practical subject, students must bring their required safety or work clothes to the class and

change once they have entered the school/venue. Students are not required to wear school uniform on SWL.

Please note if any student studying a trade arrives at their VET class without their correct clothing, they will be asked to leave class immediately. The HOME school VET Coordinator must be called when a student is asked to leave a VET class.

### STUDENTS ABSENCES


Students are permitted a maximum of 2 absences per semester or 4 for the year. An additional 2 approved absences will be allowed per year for school camps, excursions etc. Any more absences may result in the student not satisfactorily completing the units/modules. Students need to notify their VET Co-ordinators, trainers and/or the workplace in advance.

### STUDENT CHARGES FOR VET

Please be aware that there is a student charge for all VET programs. VET programs can be very expensive and so the cost of the program should be considered carefully before selecting a VET. Please see your VET Co-ordinator for charges for 2026. Please be aware that there is no REFUND if you do not withdraw from the VET program before the withdrawal Census date. Please see your VET Co-ordinator for details about withdrawing.

### MINIMUM CLASS SIZES AND CHANGES TO PROGRAMS

Please be aware that if numbers are insufficient to meet a minimum class size the VET program will be withdrawn. Please note the following arrangements and course outlines are subject to change. Courses delivered at different sites may include modules which vary from the sample course outline included in this booklet. Students will be notified of changes prior to course commencement.



## WHAT IS A STRUCTURED WORKPLACE LEARNING (SWL)?

- Structured workplace learning provides students with the opportunity to integrate on-the-job experience with secondary study as part of the Victorian Certificate of Education (VCE), the VCE Vocational Major or the Victorian Pathways Certificate.
- Schools must implement this policy and follow the guidance on the [Guidance tab](#), when planning for and conducting structured workplace learning arrangements, to ensure compliance with legislation.
- Principals may nominate other school-based staff to authorise structured workplace learning placements. Refer to [Roles and responsibilities](#) for more information.

Structured workplace learning provides students with the opportunity to:

- integrate practical on-the-job experience and learning in workplaces with nationally recognised Vocational Education and Training (VET) undertaken as part of the VCE, the VCE Vocational Major or the Victorian Pathways Certificate
- undertake work placement to complement an applied learning program as part of the VCE Vocational Major or the Victorian Pathways Certificate
- demonstrate the practical application of work-related skills as part of VCE Industry and Enterprise.

Structured workplace learning provides the opportunity for:

- enhanced skill development
- practical application of industry knowledge
- assessment of units of competency
- achievement of some learning outcomes
- enhanced employment opportunities.

### Structured workplace learning arrangements

All structured workplace learning arrangements must comply with [Ministerial Order 1412 – Structured Workplace Learning Arrangements \(PDF\)](#).

The department's comprehensive guidance, on the [Guidance tab](#), supports schools to comply with their obligations under Ministerial Order 1412.

Structured workplace learning arrangement form

The Structured workplace learning arrangement form must be completed and signed before the structured workplace learning commences. It must be signed by:

- the employer
- the student
- the parent/carer of the student – if the student is under 18 years of age
- the principal or nominated person – the principal may nominate a person or a member of a class of persons (nominated person), for example, assistant principals, teachers or education support

staff employed by the school, to perform the powers and functions of the principal which relate to structured workplace learning. The principal must ensure that nominated persons have the required knowledge and understanding of obligations in the [Education and Training Reform Act 2006 \(Vic\)](#) and [Ministerial Order 1412 \(PDF\)](#) relating to structured workplace learning arrangements. More detail on the provision of principal nomination for SWL can be found in the guidance chapter, [Roles and responsibilities](#).

**Government school users can access the form on the dedicated Work-Based Learning Application (WBL App). Refer to the guidance chapter, [Structured workplace learning arrangement form](#) on the [Guidance tab](#) for further details.**

The department's [Structured workplace learning travel and accommodation form \(PDF\)](#) must be used if:

- it is proposed that the student may need to undertake vehicle travel with their employer and/or supervisor during the arrangement, including travel to-or-from the workplace
- the student is required to stay in accommodation other than their normal place of residence while undertaking structured workplace learning.

This form must be signed by:

- for travel – both the employer and the parent/carer – or the student if they are aged 18 years or over
- for accommodation – the parent/carer – or the student if they are aged 18 years or over.

**Government school users can access this form via the WBL App. Refer to [Travel and accommodation arrangements](#) on the [Guidance tab](#) for further information about this form and how it can be accessed.**

### Work-Based Learning Application


The Work-Based Learning Application (WBL App) enables government schools to digitally coordinate and process structured workplace learning arrangements. This includes the creation and management of digital arrangement forms.

**Refer to the [Work-Based Learning Application](#) on the [Guidance tab](#) for further details.**

### Occupational health and safety

Principals or nominated persons must be satisfied that a student is either undertaking or has completed





occupational health and safety (OHS) training prior to commencing structured workplace learning as follows:

- where a student is undertaking structured workplace learning as part of a VET program within the VCE including the VCE Vocational Major, or the Victorian Pathways Certificate – the principal or nominated person must be satisfied that the student is undertaking, or has completed the OHS training unit of competency within the VET program
- where a student is undertaking structured workplace learning which is not related to their VET program within the VCE including the VCE Vocational Major, or the Victorian Pathways Certificate – the principal or nominated person must be satisfied that the student has completed an OHS program required by the department as follows:
  - if the student is undertaking VCE Industry and Enterprise – they must complete [safe@work](#)
  - if the student is undertaking structured workplace learning to complement an applied learning program as part of the VCE Vocational Major or the Victorian Pathways Certificate – they must complete [safe@work](#).

### Child Safe Standards

All Victorian schools are required to comply with the Child Safe Standards to ensure they are well prepared to keep children and young people safe and protect them from abuse. [Ministerial Order 1359 – Implementing the Child Safe Standards – Managing the risk of child abuse in schools PDF](#)) provides the framework for child safety in schools. The Child Safe Standards require schools to put in place systems and processes to help prevent harm to students in all school environments, including workplace learning environments where students undertake:

- work experience
- structured workplace learning
- school community work/volunteering
- and school-based apprenticeships and traineeships.

For more information, visit:

- [Child Safe Standards](#)
- [PROTECT website](#)

Refer to [Student safety and wellbeing](#) for more guidance and helpful fact sheets on implementing Child Safe Standards in structured workplace learning placements.

### Contacts

For assistance with queries relating to structured workplace learning, please contact the relevant organisation as outlined below.

#### For government schools

School Industry Engagement, Strategy and Secondary School Reform

at: [work.based.learning@education.vic.gov.au](mailto:work.based.learning@education.vic.gov.au)

#### For Catholic schools

Contact the relevant Diocese representative:

- Carmel Clark  
Ballarat Catholic Education  
[pathways@dobcel.catholic.edu.au](mailto:pathways@dobcel.catholic.edu.au)
- Jenny Wilson  
Melbourne Archdiocese Catholic Schools  
[pathways@macs.vic.edu.au](mailto:pathways@macs.vic.edu.au)
- Sam Franzi  
Sale Catholic Education  
[pathways@doscel.catholic.edu.au](mailto:pathways@doscel.catholic.edu.au)
- Barry Norton  
Catholic Education Sandhurst  
[pathways@ceosand.catholic.edu.au](mailto:pathways@ceosand.catholic.edu.au)

#### For independent schools

Maria Floudiotis

Independent Schools Victoria

[maria.floudiotis@is.vic.edu.au](mailto:maria.floudiotis@is.vic.edu.au)

[enquiries@is.vic.edu.au](mailto:enquiries@is.vic.edu.au)

Phone: 03 9825 7200

#### Related policies


- [School Based Apprenticeships and Traineeships](#)
- [School Community Work](#)
- [Vocational Education and Training Delivered to School Students](#)
- [Work Experience](#)

#### Relevant legislation

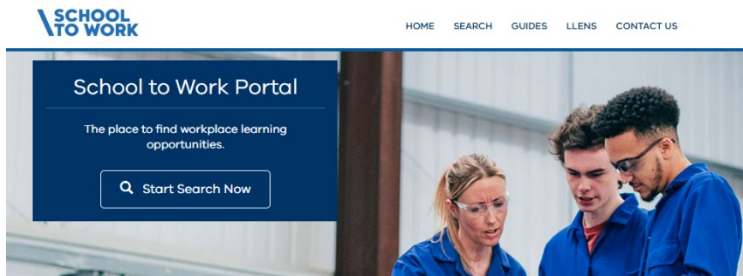
- Education and Training Reform Act 2006 (Vic)
- Ministerial Order 1412 – Structured Workplace Learning Arrangements (PDF)
- Ministerial Order 1472 – Structured Workplace Learning and Work Experience Arrangements (PDF)
- Ministerial Order 1359 – Implementing the Child Safe Standards – Managing the risk of child abuse in school (PDF).

#### Source:

- <https://www.vcaa.vic.edu.au/curriculum/vce/vce-study-designs/SWLRforVET/Pages/Index.aspx>  
<https://www2.education.vic.gov.au/pal/structured-workplace-learning/guidance/structured-workplace-learning-arrangement-form>



## SCHOOL TO WORK STATEWIDE PORTAL



Find opportunities for structured workplace learning (SWL), school-based apprenticeships and traineeships (SBATs) and work experience (WE) with Victorian employers across the state.

There are many ways that secondary school students can connect to the world of work. Select 'Start Search Now' or learn more from the guides below.

7,826 Positions Available

35,129 Positions Used

Start Search Now



### Guide for students and parents

Get hands-on experience in work, figure out the career you want to pursue and develop knowledge and skills that employers need.

[Student and parent guide](#)



### Guide for schools and teachers

Real-world work placements enhance students' school studies, keep them engaged and help them better prepare for employment.

[School and teacher guide](#)



### Guide for host employers

Support local young people with a potential future in your industry and build your organisation's reputation as a desirable workplace.

[Host employer guide](#)

The Department has established the School to Work Portal — a website which provides students and teachers with a single, easy to navigate, information and referral point for structured workplace learning opportunities offered by a diverse range of employers.

Searching on the portal can be done by:

- location
- Industry, or
- VET certificate

WynBay LLEN is funded to deliver the S2W Program and facilitate student access to work-based learning placements tailored to local priorities and employment opportunities in Wyndham and Hobsons Bay. We have contacts with employers in automotive, building and construction, electro-technology and other sectors.

If you are a student or teacher looking for structured workplace learning opportunities, visit the [School to Work Portal](#):

<http://www.workplacements.education.vic.gov.au/>

### Workplace Learning Record resources:

<https://www.vcaa.vic.edu.au/curriculum/vce/vce-study-designs/SWLRforVET/Pages/WLRResources.aspx>






# 2026 VETDSS PROGRAMS

\*Commencement of program will be dependent on adequate student numbers for enrolment and funding.

\*Programs and units of competency are subject to change prior to commencement.

## FEES AND APPLICATION:

Contact the HOME SCHOOL  
VET COORDINATOR



## COURSE CODE: AHC20122

### CERTIFICATE II IN AGRICULTURE

#### Program Description:

Certificate II is regarded as an entry-level course. This qualification provides a general vocational outcome in agriculture. The qualification enables individuals to select a livestock production or cropping context as a job focus or, in the case of mixed farming enterprises, both. A farm tradesperson is an experienced farmhand and is likely to be involved in co-ordinating a wide range of agricultural operations. Work undertaken as a farm tradesperson will depend on the type of farm production carried out, and includes:


- planting and harvesting crops
- implementing animal and crop husbandry practices
- servicing and repairing farm equipment and machinery
- designing and constructing fencing
- loading and unloading livestock
- installing and maintaining farm water supplies and irrigation systems

#### Contribution to VCE / VCE VM & VPC

These credits must be confirmed with the VET Coordinator at your school.

|                                     |  |
|-------------------------------------|--|
| COURSE CODE                         | AHC20122   |
| CERTIFICATE NAME                    | Certificate II in Agriculture  |
| ENROLMENT TYPE                      | VE1  |
| RTO CODE                            | 21316  |
| RTO NAME                            | ACAH   |
| ATAR                                | Not scored assessment.   |
| STRUCTURED WORKPLACE LEARNING (SWL) | <b>Strongly recommended</b><br>The VCAA strongly recommends a minimum of 80 hrs (2 weeks) of structured workplace learning over the duration of the VCE VET program. |
| VET CAREER VIDEO                    | <a href="#">Click here to watch: VET Agriculture - GET VET (VCAA)</a>  |
| <b>LOCATION AND TIMES</b>           |  |
| <b>YEAR 1</b>                       |  |
| VCE UNITS                           | UNITS 1 & 2  |
| DAY & TIME                          | Wednesday<br>12:30pm – 4:30pm  |
| HOST SCHOOL - LOCATION              | Werribee Park/25 Whites Rd, Werribee South   |
| <b>YEAR 2</b>                       |  |
| VCE UNITS                           | UNITS 3 & 4  |
| DAY & TIME                          | <b>Offered in 2027</b>   |
| HOST SCHOOL - LOCATION              |  |





## UNITS OF COMPETENCY

**YEAR 1 [2026] ALL STUDENTS IN YEAR 1 & 2 ARE STUDYING THE SAME YEAR 1 UNITS IN 2026**


| MODULE CODE | MODULE NAME   | HOURS | Scored Assessment |
|-------------|---|-------|-------------------|
| AHCWHS202   | Participate in WHS processes                              | 20    | N                 |
| AHCWRK211   | Participate in environmentally sustainable work practices | 20    | N                 |
| AHCCHM201   | Apply chemicals under supervision                         | 30    | N                 |
| AHCIRG221   | Assist with pressurised irrigation operations             | 30    | N                 |
| AHCMOM203   | Operate basic machinery and equipment                     | 30    | N                 |
| RIISAM203E  | Use hand and power tools                                  | 20    | N                 |
| AHCPHT215   | Plant horticultural crops                                 | 25    | N                 |
| AHCMOM216   | Operate side by side utility vehicles                     | 25    | N                 |

## YEAR 2 [2025]

| MODULE CODE | MODULE NAME  | HOURS | Scored Assessment |
|-------------|--|-------|-------------------|
| AHCPMG201   | Treat weeds  | 30    | N                 |
| AHCPMG202   | Treat plant pest, diseases and disorders                                 | 30    | N                 |
| AHPCPM204   | Recognise plants   | 30    | N                 |
| AHCSOL203   | Assist with soil or growing media sampling and testing                   | 30    | N                 |
| AHCBIO203   | Inspect and clean machinery, tools and equipment to preserve biosecurity | 30    | N                 |
| AHCPLY303   | Maintain health and welfare of poultry                                   | 25    | N                 |
| AHCWRK212   | Work effectively in the industry   | 25    | N                 |
| AHCWRK213   | Participate in workplace communications                                  | 25    | N                 |

Commencement of program will be dependent on adequate student numbers for enrolment and funding.  
Programs and units of competency are subject to change prior to commencement.





## COURSE CODE: HLT33021

# CERTIFICATE III IN ALLIED HEALTH ASSISTANCE (PARTIAL COMPLETION)

### Program Description

Certificate III in Allied Health Assistance provides students with the knowledge and skills that will enhance their employment prospects in the Health industry. These qualifications cover workers who provide assistance to allied health professionals and other health professionals with the care of clients.

### Pathways / Career Opportunities

Upon successful completion of the Certificate III in Allied Health Assistance you will be prepared for further training to establish your career in a range of health fields. This course has pathways, and possible credit into further study in allied health, remedial massage and nursing.

### Contribution to VCE / VCE VM & VPC

These credits must be confirmed with the VET Coordinator at your school.

### Holiday Training (may be subject to change)


Holiday Training may be expected for this course and will be confirmed at a later date.

### Program Requirements

This course requires you to obtain a Working With Children Check. If you already have this check it is a great benefit! You MUST email [vetinschools@gordontafe.edu.au](mailto:vetinschools@gordontafe.edu.au) a copy of the check.

|                                     |  |
|-------------------------------------|--|
| COURSE CODE                         | HLT33021   |
| CERTIFICATE NAME                    | Certificate III in Allied Health Assistance (Partial Completion)   |
| ASSESSING GROUP                     | RTO  |
| RTO CODE                            | 3044   |
| RTO NAME                            | The Gordon   |
| ATAR                                | Scored assessment  |
| STRUCTURED WORKPLACE LEARNING (SWL) | <b>Mandatory</b><br>Work placement of at least 10 days spread over two years is mandatory for assessments within this program. Work placement may occur during the term holidays |
| VET CAREER VIDEO                    | <a href="#">Click here to watch: VET Health - GET VET (VCAA)</a>   |
| <b>LOCATION AND TIMES</b>           |  |
| <b>YEAR 1</b>                       |  |
| VCE UNITS                           | UNITS 1 & 2  |
| DAY & TIME                          | Thursday<br>1:30pm – 4:30pm  |
| HOST SCHOOL - LOCATION              | THE GORDON TAFE<br>24 Watton Street, Werribee  |
| <b>YEAR 2</b>                       |  |
| VCE UNITS                           | UNITS 3 & 4  |
| DAY & TIME                          | Wednesday<br><b>AM:</b> 9:30am – 12:30pm<br><b>PM:</b> 1:30pm – 4:30pm<br>Thursday<br><b>PM:</b> 1:30pm – 4:30pm   |
| HOST SCHOOL - LOCATION              | THE GORDON TAFE<br>24 Watton Street, Werribee  |





## UNITS OF COMPETENCY

### YEAR 1


| MODULE CODE | MODULE NAME  | HOURS | Scored Assessment |
|-------------|--|-------|-------------------|
| HLTWHS001   | Participate in workplace health and safety                               | 20    | N                 |
| CHCCOM005   | Communicate and work effectively in health or community services         | 30    | N                 |
| BSBPEF301   | Organise personal work priorities  | 30    | N                 |
| HLTINF006   | Apply basic principles and practices of infection prevention and control | 35    | N                 |
| CHCCCS002   | Assist with movement   | 25    | N                 |
| CHCDIV001   | Work with diverse people   | 40    | N                 |
| CHCCCS020   | Respond effectively to behaviours of concern                             | 20    | N                 |

### YEAR 2

| MODULE CODE | MODULE NAME   | HOURS | Scored Assessment |
|-------------|---|-------|-------------------|
| BSBMED301   | Interpret and apply medical terminology appropriately | 60    | Y                 |
| HLTAAP001   | Recognise healthy body systems                        | 70    | Y                 |
| HLTHPS001   | Take clinical measurements                            | 50    | Y                 |

Commencement of program will be dependent on adequate student numbers for enrolment and funding.  
Programs and units of competency are subject to change prior to commencement.





## COURSE CODE: MST20722

# CERTIFICATE II IN APPAREL, FASHION AND TEXTILES

### Program Description:

VCE VET Fashion is designed to give high school students an introductory overview of fashion design, introducing students to all facets of the design and production process, whilst simulating a work environment. It provides students with the design and development skills and knowledge to prepare them for work in the fashion industry. We offer small class sizes of up to 12 students. This is a great course to foster creative and technical skills. Over the 2 years' students will complete a nationally recognised Certificate II in Applied Fashion Design and Technology and a partial completion of Certificate III qualification.

In class you will learn and develop skills in fashion illustration, designing and interpreting sketches, working with patterns, sewing and applying quality measures.

This is a practical course that allows students to develop their creativity and produce high quality garments.


### Pathways / Career Opportunities:

This course will lead to higher level studies at certificate III and IV level. Credit transfers may be available into Certificate III in Applied Fashion Design and Technology and Certificate IV in Applied Fashion Design and Technology. Career paths in the textiles, clothing, and footwear sectors may include employment in the clothing manufacturing industry as garment sample hands, machinists, garment cutters and makers, finishing operators, and quality assurance officers.

### Contribution to VCE / VCE VM & VPC

These credits must be confirmed with the VET Coordinator at your school.

|                                     |   |
|-------------------------------------|---|
| COURSE CODE                         | MST20722  |
| CERTIFICATE NAME                    | Certificate II in Apparel, Fashion and Textile  |
| ASSESSING GROUP                     | School  |
| RTO CODE                            | 21230<br>4687   |
| RTO NAME                            | Ripponlea Institute (Year 1)<br>Box Hill Institute (Year 2)   |
| ATAR                                | No scored assessment  |
| STRUCTURED WORKPLACE LEARNING (SWL) | <b>Strongly recommended</b><br>The VCAA strongly recommends a minimum of 80 hours (2 weeks) of structured workplace learning over the duration of the VCE VET program |
| VET CAREER VIDEO                    | <a href="#">Click here to watch: VET Applied Fashion Design and Technology</a>  |
| <b>LOCATION AND TIMES</b>           |   |
| <b>YEAR 1</b>                       |   |
| VCE UNITS                           | UNITS 1 & 2   |
| DAY & TIME                          | Wednesday (Combined Yr 1&2)<br>1:00pm – 4:30pm  |
| HOST SCHOOL - LOCATION              | POINT COOK SENIOR SECONDARY COLLEGE   |
| <b>YEAR 2</b>                       |   |
| VCE UNITS                           | UNITS 3 & 4   |
| DAY & TIME                          | Wednesday (Combined Yr 1&2)<br>1:00pm – 4:30pm  |
| HOST SCHOOL - LOCATION              | POINT COOK SENIOR SECONDARY COLLEGE   |



## UNITS OF COMPETENCY

### YEAR 1 2026 RIPPONLEA INSTITUTE


| MODULE CODE | MODULE NAME                | HOURS | Scored Assessment |
|-------------|----------------------------|-------|-------------------|
| BSBCMM211   | Apply communication skills | 40    | N                 |
| MSMWHS200   | Work safely                | 30    | N                 |
| MSTAT2005   | Sew materials by machine   | 60    | N                 |
| MSTGN2018   | Work in the TCF industry   | 40    | N                 |
| MSTAT2003   | Modify Patters             | 50    | N                 |
| MSTAT3008   | Embellish textile products | 40    | N                 |

### YEAR 2 2026 BOX HILL INSTITUTE

| MODULE CODE | MODULE NAME   | HOURS | Scored Assessment |
|-------------|---|-------|-------------------|
| BSBCMM211   | Apply communication skills  | 40    | N                 |
| MSMENV272   | Participate in environmentally sustainable work practices           | 30    | N                 |
| MSTAT2001   | Prepare and communicate design concepts for simple textile products | 60    | N                 |
| MSTAT2006   | Assemble simple textile products                                    | 40    | N                 |
| MSTAT3008   | Embellish textile products  | 40    | N                 |
| MSTGN2023   | Identify and handle fabrics and textiles                            | 80    | N                 |

Commencement of program will be dependent on adequate student numbers for enrolment and funding.  
Programs and units of competency are subject to change prior to commencement.





## COURSE CODE: AUR20720

# CERTIFICATE II IN AUTOMOTIVE VOCATIONAL PREPARATION [LIGHT]

### Program Description:


To provide students with the skills and ability to achieve competencies which will enhance their employment and further training prospects within the automotive and automotive related industries. The Certificate II in Automotive Studies provides students with a broad base of skills necessary to maintain and service a wide range of motor vehicles. This solid grounding in the principles of automotive maintenance and repair will give you a head start in gaining an automotive apprenticeship.

### Contribution to VCE / VCE VM & VPC

These credits must be confirmed with the VET Coordinator at your school.

|                                     |   |
|-------------------------------------|---|
| COURSE CODE                         | AUR20720  |
| CERTIFICATE NAME                    | Certificate II in Automotive Vocational Preparation [Light]   |
| ASSESSING GROUP                     | School  |
| RTO CODE                            | 121314  |
| RTO NAME                            | AIET  |
| ATAR                                | No scored assessment  |
| STRUCTURED WORKPLACE LEARNING (SWL) | <b>Strongly recommended</b><br>The VCAA strongly recommends a minimum of 160 hrs (4 weeks) of structured workplace learning over the duration of the VCE VET program. (10 days per year is recommended) |
| VET CAREER VIDEO                    | <a href="#">Click here to watch: VET Automotive - GET VET (VCAA)</a>  |

| LOCATION AND TIMES     |   |
|------------------------|---|
| YEAR 1                 |   |
| VCE UNITS              | UNITS 1 & 2                                   |
| DAY & TIME             | Thursday<br>1:30pm – 5:00pm                   |
| HOST SCHOOL - LOCATION | BAYSIDE P-12 COLLEGE<br>Trade Training Centre |
| YEAR 2                 |   |
| VCE UNITS              | UNITS 3 & 4                                   |
| DAY & TIME             | Wednesday<br>1:30pm – 5:00pm                  |
| HOST SCHOOL - LOCATION | BAYSIDE P-12 COLLEGE<br>Trade Training Centre |



## UNITS OF COMPETENCY

### YEAR 1


| MODULE CODE | MODULE NAME                               | HOURS | Scored Assessment |
|-------------|---|-------|-------------------|
| AURAEA002   | Follow enviro & sustainability best prac  | 25    | N                 |
| AURASA102   | Follow safe working prac in automotive pl | 20    | N                 |
| AURETR103   | Identify auto elect systems/components    | 25    | N                 |
| AURLTA101   | Identify auto mech systems/componentents  | 25    | N                 |
| AURTTK102   | Use/maint. tools/equipt. in auto workpl   | 20    | N                 |
| AURTTA127   | Carry out basic vehicle servicing ops     | 40    | N                 |
| AURTTB007   | Remove and replace brake assemblies       | 20    | N                 |
| AURTTJ003   | Remove/replace wheel and tyre assemblies  | 10    | N                 |

### YEAR 2

| MODULE CODE | MODULE NAME                                  | HOURS | Scored Assessment |
|-------------|--|-------|-------------------|
| AURAF103    | Comm effectively in automotive workplace     | 20    | N                 |
| AURAF104    | Resolve routine prob in automotive workplace | 20    | N                 |
| AURETK003   | Operate electrical test equipment            | 40    | N                 |
| AURETR006   | Solder electrical wiring and circuits        | 20    | N                 |
| AURETR048   | Construct/test basic electronic circuits     | 40    | N                 |
| AURTTE008   | Dismantle and assemble multi-cylinder        | 40    | N                 |

Commencement of program will be dependent on adequate student numbers for enrolment and funding.  
Programs and units of competency are subject to change prior to commencement.





## COURSE CODE: AUR20720

# CERTIFICATE II IN AUTOMOTIVE VOCATIONAL PREPARATION (MECHANICS) [HEAVY]

### Program Description:

The Certificate II in Automotive Vocational Preparation (Heavy) trains students with knowledge and skills to gain competency in carrying out service and repair procedures. Through this qualification, students will develop the competencies required to repair and service diesel engines and associated components. After completion of this course and sufficient industry experience, students may seek trade recognition.

### Pathways / Career Opportunities:

This certificate will provide pathways to:


- Apprenticeships/Traineeships in the Automotive Industry
- TAFE courses in the Automotive Industry
- Auto- Mechanical / Body Fitting / Electrical /Diesel

### Contribution to VCE / VCE VM & VPC

These credits must be confirmed with the VET Coordinator at your school.

|                                     |   |
|-------------------------------------|---|
| COURSE CODE                         | AUR20720  |
| CERTIFICATE NAME                    | Certificate II in Automotive Vocational Preparation (Mechanics) [Heavy]   |
| ASSESSING GROUP                     | RTO   |
| RTO CODE                            | 3784  |
| RTO NAME                            | Educational Living  |
| ATAR                                | No scored assessment  |
| STRUCTURED WORKPLACE LEARNING (SWL) | <b>Strongly recommended</b><br>The VCAA strongly recommends a minimum of 160 hrs (4 weeks) of structured workplace learning over the duration of the VCE VET program. (10 days per year is recommended) |
| VET CAREER VIDEO                    | <a href="#">Click here to watch: VET Automotive - GET VET (VCAA)</a>  |
| <b>LOCATION AND TIMES</b>           |   |
| <b>YEAR 1</b>                       |   |
| VCE UNITS                           | UNITS 1 & 2   |
| DAY & TIME                          | Thursday<br>1:00pm – 4:30pm   |
| HOST SCHOOL - LOCATION              | POINT COOK SENIOR<br>SECONDARY COLLEGE<br>Trade Training Centre   |
| <b>YEAR 2</b>                       |   |
| VCE UNITS                           | UNITS 3 & 4   |
| DAY & TIME                          | Thursday<br>8:30am-12:00pm  |
| HOST SCHOOL - LOCATION              | POINT COOK SENIOR<br>SECONDARY COLLEGE<br>Trade Training Centre   |





## UNITS OF COMPETENCY

### YEAR 1


| MODULE CODE | MODULE NAME  | HOURS | Scored Assessment |
|-------------|--|-------|-------------------|
| AURASA102   | Follow safe working practices in automotive workplace (Core)                         | 20    | N                 |
| AURTTK102   | Use and maintain workplace tools & equipment (Core)                                  | 20    | N                 |
| AURAFA103   | Communicate effectively in an automotive workplace (Core)                            | 20    | N                 |
| AURLTA101   | Identify automotive mechanical systems and components (Core)                         | 25    | N                 |
| AURTTJ003   | Remove and replace wheel and tyre assemblies   | 10    | N                 |
| AURETR103   | Identify automotive electrical systems and components (Core)                         | 25    | N                 |
| AURAFA104   | Resolve routine problems in an automotive workplace (Core)                           | 20    | N                 |
| AURAE002    | Follow environmental and sustainability best practice in automotive workplace (Core) | 25    | N                 |
| AUMAFA001   | Apply for job and undertake job interviews   | 20    | N                 |

### YEAR 2

| MODULE CODE | MODULE NAME  | HOURS | Scored Assessment |
|-------------|--|-------|-------------------|
| AURETK001   | Identify, select and use low voltage electrical test equipment (Elective)    | 10    | N                 |
| AURETR115   | Inspect, test and service batteries (Elective)                               | 10    | N                 |
| AURETR146   | Remove and refit vehicle batteries (Elective)                                | 15    | N                 |
| AURETR147   | Recharge vehicle batteries (Elective)  | 15    | N                 |
| AURTTA003   | Use and maintain basic mechanical measuring devices (Elective)               | 15    | N                 |
| AURTE007    | Dismantle and assemble single cylinder four-stroke petrol engines (Elective) | 40    | N                 |
| AURAFA009   | Carry out research into the automotive industry (Elective)                   | 40    | N                 |
| AURTTA127   | Carry out basic vehicle servicing operations (Elective)                      | 40    | N                 |

Commencement of program will be dependent on adequate student numbers for enrolment and funding.  
Programs and units of competency are subject to change prior to commencement.





## COURSE CODE: 22614VIC

# CERTIFICATE II IN BUILDING & CONSTRUCTION PRE-APPRENTICESHIP (BRICKLAYING)

### Program Description:

This course will equip you with comprehensive skills and knowledge to enter the bricklaying or building trades. The course is designed to enhance your bricklaying and/or associated building trades prospects and gives you an introduction to the industry specific trade skills such as hand and power tools and also the requirements of occupational health and safety procedures within the industry.

### Pathways / Career Opportunities:


The immediate pathway and career opportunity is into a full-time apprenticeship in bricklaying.

Other career paths within the construction industry include building site maintenance, foremanship, building administration, estimation, building inspection, drafting (architectural) and electronic. Tertiary pathways/degrees qualifications include building, building engineering, building surveying, architecture, civil/electrical/electronics, interior design and mechanical engineering.

### Contribution to VCE / VCE VM & VPC

These credits must be confirmed with the VET Coordinator at your school.

|                                     |   |
|-------------------------------------|---|
| COURSE CODE                         | 22614VIC  |
| CERTIFICATE NAME                    | Certificate II in Building and Construction Pre-Apprenticeship (Bricklaying)  |
| ASSESSING GROUP                     | RTO   |
| RTO CODE                            | 3113 [Victoria University]  |
| RTO NAME                            | Victoria University   |
| ATAR                                | Not scored assessment   |
| STRUCTURED WORKPLACE LEARNING (SWL) | <b>Strongly recommended</b><br>A minimum of 10 days' work placement spread over two years is strongly recommended within this program. Work placement may occur during the term holidays. |
| VET CAREER VIDEO                    | <a href="#">Click here to watch: VET Building &amp; Construction - GET VET (VCAA)</a>   |
| <b>LOCATION AND TIMES</b>           |   |
| <b>YEAR 1</b>                       |   |
| VCE UNITS                           | UNITS 1 & 2   |
| DAY & TIME                          | Wednesday - <a href="#">Full day delivery</a><br>8:30am – 3:00pm  |
| HOST SCHOOL - LOCATION              | VICTORIA UNIVERSITY POLYTECHNIC WERRIBEE EAST CAMPUS (Gate 5)   |
| <b>YEAR 2</b>                       |   |
| VCE UNITS                           | UNITS 3 & 4   |
| DAY & TIME                          | Wednesday - <a href="#">Full day delivery</a><br>8:30am – 3:00pm  |
| HOST SCHOOL - LOCATION              | VICTORIA UNIVERSITY POLYTECHNIC WERRIBEE EAST CAMPUS (Gate 5)   |



## UNITS OF COMPETENCY

### YEAR 1


| MODULE CODE | MODULE NAME  | HOURS | Scored Assessment |
|-------------|--|-------|-------------------|
| CPCWHS2001  | Apply WHS requirements, policies and procedures in the construction industry | 20    | N                 |
| CPCWHS1001  | Prepare to work safely in the construction industry                          | 6     | N                 |
| HLTAID010   | Provide basic emergency life support   | 12    | N                 |
| CPCCOM1015  | Carry out measurements and calculations                                      | 20    | N                 |
| CPCCOM1014  | Conduct workplace communication  | 20    | N                 |
| VU23315     | Identify and handle bricklaying tools and equipment                          | 76    | N                 |
| VU23316     | Apply basic bricklaying techniques   | 126   | N                 |

### YEAR 2

| MODULE CODE | MODULE NAME  | HOURS | Scored Assessment |
|-------------|--|-------|-------------------|
| CPCCCM2006  | Apply basic levelling procedures                           | 8     | N                 |
| VU23313     | Interpret and apply basic plans and drawings               | 25    | N                 |
| VU23312     | Prepare for work in the building and construction industry | 18    | N                 |
| VU23314     | Erect and safely use working platforms                     | 24    | N                 |
| VU23317     | Apply brick veneer construction techniques                 | 80    | N                 |
| VU23318     | Apply Cavity brick construction techniques                 | 80    | N                 |
| VU23319     | Apply masonry blockwork techniques                         | 50    | N                 |

Commencement of program will be dependent on adequate student numbers for enrolment and funding.  
Programs and units of competency are subject to change prior to commencement.





## COURSE CODE: 22614VIC

# CERTIFICATE II IN BUILDING & CONSTRUCTION PRE-APPRENTICESHIP (CARPENTRY)

### Program Description:

This course will equip you with comprehensive skills and knowledge to enter the carpentry or building trades. The course is designed to enhance your carpentry and/or associated building trades prospects and gives you an introduction to the industry specific trade skills such as carpentry hand and power tools, setting out, levelling, subfloor, wall and roof framing. As well as requirements of occupational health and safety procedures within the industry.

### Pathways / Career Opportunities:

The immediate pathway and career opportunity is into a full-time apprenticeship in carpentry. Other career paths within the construction industry include, Joinery, shop fitting, formwork carpentry, registered builder, building site maintenance, foremanship, building administration, estimation, building inspection, Tertiary pathways/degrees qualifications include building, building engineering, building surveying, architecture, civil/electrical/electronics, interior design and mechanical engineering.

### Contribution to VCE / VCE VM & VPC

These credits must be confirmed with the VET Coordinator at your school.

### Special Requirements:

Overalls or work pants or work shorts in good condition with rule pocket must be worn. Mobile phones must be switched off During class. Any VET student found using a mobile phone will be directed back to school and their parents notified.

**Students MUST have the following clothing and equipment at all times when attending classes in this Department. The use of personal protective clothing and equipment (PPE) is a mandatory requirement when performing carpentry and construction work as stipulated by the OHS Act 2004. Students will be unable to participate in practical work at Bayside p-12 college TTC, if they are not dressed in the appropriate PPE.**

These items are to be supplied by student at the start of 2023. It is expected students will Build up their own tool kit over the Carpentry program. ● Safety Boots ● Ear Muffs ● Hi Vis. Shirt ● Safety Glasses ● Carpenters Pencil ● Ballpoint pen ● Overalls or workpants or work shorts with rule pocket ● 1 metre folding ruler ● Chisels: 1 x19 mm & 1 x 32 mm ● 8m tape measure.

**IF YOU ARE HAVING DIFFICULTIES OBTAINING THE CORRECT CLOTHING AND EQUIPMENT, PLEASE SPEAK TO YOUR TEACHER.**

|                  |   |
|------------------|---|
| COURSE CODE      | 22614VIC  |
| CERTIFICATE NAME | Certificate II in Building & Construction (Carpentry) |
| ASSESSING GROUP  | School  |
| RTO CODE         | 4687  |
| RTO NAME         | Box Hill Institute                                    |
| ATAR             | No scored assessment                                  |

|                                     |   |
|-------------------------------------|---|
| STRUCTURED WORKPLACE LEARNING (SWL) | <b>Strongly recommended</b><br>The VCAA strongly recommends a minimum of 80 hrs (2 weeks) of structured workplace learning over the duration of the VCE VET program |
|-------------------------------------|---|

|                  |  |
|------------------|--|
| VET CAREER VIDEO | <a href="#">Click here to watch: VET Building &amp; Construction</a> |
|------------------|--|

### LOCATION AND TIMES


#### YEAR 1

|                        |   |
|------------------------|---|
| VCE UNITS              | UNITS 1 & 2   |
| DAY & TIME             | Thursday<br>9:30am - 5:00pm                                     |
| HOST SCHOOL - LOCATION | BAYSIDE P-12 COLLEGE<br>PAISLEY CAMPUS<br>Trade Training Centre |

#### YEAR 2

|                        |   |
|------------------------|---|
| VCE UNITS              | UNITS 3 & 4   |
| DAY & TIME             | Wednesday<br>9:30am – 4:30pm                                    |
| HOST SCHOOL - LOCATION | BAYSIDE P-12 COLLEGE<br>PAISLEY CAMPUS<br>Trade Training Centre |

**NOTE:** It is a requirement that students wanting the full pre-apprenticeship 22338VIC Certificate II in Building and Construction (Carpentry) must attend 4 weeks of full day classes commencing in November after completion of Year 2. To be eligible students must complete their second year of training at Bayside TTC and be competent in all the modules delivered during that year. Satisfactory completion of this two-year program and bridging course entitles the student to graduate with a Certificate and Statement of Attainment in the course. Partial completion of the 22338VIC entitles students to a statement of attainment only. Students enrolling in this course must undertake a Pre-training review and Language, Literacy and Numeracy (LLN) evaluation before commencement of the program.



## UNITS OF COMPETENCY

### YEAR 1


| MODULE CODE | MODULE NAME                                | HOURS | Scored Assessment |
|-------------|--|-------|-------------------|
| CPCWHS1001  | Work safely in the construction industry   | 6     | N                 |
| CPCCWHS2001 | Apply WHS requirements/policies/procedures | 20    | N                 |
| CPCCOM1015  | Carry out measurements and calculations    | 20    | N                 |
| VU23320     | Identify/handle carpentry tools & equip    | 100   | N                 |
| VU23328     | Dismantle Basic Timber Structures          | 20    | N                 |
| VU23329     | Construct basis formwork for concreting    | 40    | N                 |

### YEAR 2

| MODULE CODE | MODULE NAME                            | HOURS | Scored Assessment |
|-------------|--|-------|-------------------|
| CPCCCM2006  | Apply basic levelling procedures       | 8     | N                 |
| VU23313     | Interpret/apply basic plans & drawings | 25    | N                 |
| VU23321     | Perform basic setting out              | 24    | N                 |
| VU23314     | Erect and safely use working platforms | 24    | N                 |
| VU23323     | Construct basic wall frames            | 48    | N                 |
| VU23324     | Construct a basic roof frame           | 40    | N                 |
| VU23325     | Install basic external cladding        | 24    | N                 |

Commencement of program will be dependent on adequate student numbers for enrolment and funding.  
Programs and units of competency are subject to change prior to commencement.





## COURSE CODE: BSB30120

### CERTIFICATE III IN BUSINESS

#### Program Description:

This qualification reflects the varied roles of individuals across different industry sectors who apply a broad range of competencies using some discretion, judgement and relevant theoretical knowledge.

Students will develop and build teamwork, interpersonal skills and organisational capabilities which can be used to further strengthen their employability skills post- secondary schooling.

The importance of digital literacy in the workforce will be addressed, and students will gain a deeper understanding of its importance to their work lives. The course is delivered over 1-2 years depending on the individual school and time allocated within the school framework.

#### Pathways / Career Opportunities:


Completion of the Certificate III in Business provides a pathway into training and employment in business and related industries. Potential occupations may include accounts clerk, accounts payable clerk, general clerk, junior personal assistant, office assistant, receptionist and word processor. Further study through higher education pathways could lead to employment opportunities in commerce, management or marketing.

#### Contribution to VCE / VCE VM & VPC

These credits must be confirmed with the VET Coordinator at your school.

|                                     |  |
|-------------------------------------|--|
| COURSE CODE                         | BSB30120   |
| CERTIFICATE NAME                    | Certificate III in Business  |
| ASSESSING GROUP                     | School   |
| RTO CODE                            | 40548  |
| RTO NAME                            | IVET   |
| ATAR                                | Scored assessment  |
| STRUCTURED WORKPLACE LEARNING (SWL) | <b>Strongly recommended</b><br>The VCAA strongly recommends a minimum of 80 hrs (2 weeks) of structured workplace learning over the duration of the VCE VET program. |
| VET CAREER VIDEO                    | <a href="#">Click here to watch: VET Business</a>  |
| <b>LOCATION AND TIMES</b>           |  |
| <b>YEAR 1</b>                       |  |
| VCE UNITS                           | UNITS 1 & 2  |
| DAY & TIME                          | Thursday<br>12:30pm – 4:00pm   |
| HOST SCHOOL - LOCATION              | HOMESTEAD SENIOR SECONDARY COLLEGE   |
| <b>YEAR 2</b>                       |  |
| VCE UNITS                           | UNITS 3 & 4  |
| DAY & TIME                          | Thursday<br>12:30pm – 4:00pm   |
| HOST SCHOOL - LOCATION              | HOMESTEAD SENIOR SECONDARY COLLEGE   |





## UNITS OF COMPETENCY

### YEAR 1


| MODULE CODE | MODULE NAME   | HOURS | Scored Assessment |
|-------------|---|-------|-------------------|
| BSBWHS311   | Assist with maintaining workplace safety                      | 40    | N                 |
| BSBTWK301   | Use inclusive work practices                                  | 30    | N                 |
| BSBTEC302   | Design and produce spreadsheets                               | 35    | N                 |
| BSBTEC303   | Create electronic presentations                               | 20    | N                 |
| BSBTEC202   | Use digital technologies to communicate in a work environment | 20    | N                 |
| BSBPEF201   | Support personal wellbeing in the workplace                   | 50    | N                 |
| BSBCRT311   | Apply critical thinking skills in a team environment          | 40    | N                 |
| BSBSUS211   | Participate in sustainable work practices                     | 20    | N                 |

### YEAR 2

| MODULE CODE | MODULE NAME                                | HOURS | Scored Assessment |
|-------------|--|-------|-------------------|
| BSBOPS304   | Deliver and monitor a service to customers | 35    | Y                 |
| BSBPEF301   | Organise personal work priorities          | 30    | Y                 |
| BSBTEC301   | Design and produce business documents      | 80    | Y                 |
| BSBXCM301   | Engage in workplace communication          | 40    | Y                 |
| BSBXTW301   | Work in a team                             | 40    | N                 |

Commencement of program will be dependent on adequate student numbers for enrolment and funding.  
Programs and units of competency are subject to change prior to commencement.





## COURSE CODE: RII20720

# CERTIFICATE II IN CIVIL CONSTRUCTION

### Program Description:

This course provides exposure to the type of work and skills that are required as a skilled operator working in civil construction.

### Pathways / Career Opportunities:

Upon successful completion of this program you may receive credit towards the RII30920 Certificate III in Civil Construction and RII30820 Certificate III in Civil Construction Plant Operations. Successful completion of this program prepares you with a solid foundation of practical skills required to successfully gain an apprenticeship in the civil construction industry.

### Equipment:

Personal protective clothing and equipment to be supplied by student: >Workpants >Hi-vis top (polo shirt/jumper) >Work boots - steel capped PPE >Earplugs >Face mask for dust protection >Safety glasses >Hard hat


### Equipment and books to be supplied by student:

>Ballpoint pen and notebook >Bricklayers pencil/Pencils: 2H and HB >USB

### Contribution to VCE / VCE VM & VPC

These credits must be confirmed with the VET Coordinator at your school.

|                                     |   |
|-------------------------------------|---|
| COURSE CODE                         | RII20720  |
| CERTIFICATE NAME                    | Certificate II in Civil Construction  |
| ASSESSING GROUP                     | RTO   |
| RTO CODE                            | 3113  |
| RTO NAME                            | Victoria University   |
| ATAR                                | Not scored assessment   |
| STRUCTURED WORKPLACE LEARNING (SWL) | <b>Strongly recommended</b><br>The VCAA strongly recommends a minimum of 80 hrs (2 weeks) of structured workplace learning over the duration of the VCE VET program. Placement may occur during the term holidays |
| VET CAREER VIDEO                    | NA  |
| <b>LOCATION AND TIMES</b>           |   |
| <b>YEAR 1</b>                       |   |
| VCE UNITS                           | UNITS 1 & 2   |
| DAY & TIME                          | Wednesday - <b>Full day delivery</b><br>8:30am – 3:00pm<br>Wednesday - <b>Full day delivery</b><br>8:30am – 3:00pm  |
| HOST SCHOOL - LOCATION              | VICTORIA UNIVERSITY POLYTECHNIC WERRIBEE EAST CAMPUS (Gate 5)   |
| <b>YEAR 2</b>                       |   |
| VCE UNITS                           | UNITS 3 & 4   |
| DAY & TIME                          | Friday- <b>Full day delivery</b><br>8:30am – 3:00pm   |
| HOST SCHOOL - LOCATION              | VICTORIA UNIVERSITY POLYTECHNIC WERRIBEE EAST CAMPUS (Gate 5)   |



## UNITS OF COMPETENCY

### YEAR 1


| MODULE CODE | MODULE NAME   | HOURS | Scored Assessment |
|-------------|---|-------|-------------------|
| RIIBEF201E  | Plan and organise work                              | 20    | N                 |
| RIICCM201E  | Carry out measurements and calculations             | 20    | N                 |
| RIICCM202E  | Identify, locate and protect underground services   | 30    | N                 |
| RIICCM203E  | Read and interpret plans and job specifications     | 40    | N                 |
| CPCWHS1001  | Prepare to work safely in the construction industry | 6     | N                 |
| RIICCM207E  | Spread and compact materials manually               | 12    | N                 |
| RIICOM201E  | Communicate in the workplace                        | 20    | N                 |
| RIISAM203E  | Use hand and power tools                            | 80    | N                 |
| RIIWH201E   | Work safely and follow WHS policies and procedures  | 20    | N                 |

### YEAR 2

| MODULE CODE | MODULE NAME  | HOURS | Scored Assessment |
|-------------|--|-------|-------------------|
| RIISAM204E  | Operate small plant and equipment  | 20    | N                 |
| RIICCM208E  | Carry out basic levelling  | 16    | N                 |
| RIICCM209E  | Carry out concrete work  | 40    | N                 |
| RIISAM201E  | Handle resources and infrastructure materials and safely dispose of nontoxic materials | 16    | N                 |
| RIIWH202E   | Enter and work in confined spaces  | 30    | N                 |
| RIICCM206E  | Support plant operations   | 8     | N                 |
| RIICCM205F  | Carry out manual excavation  | 8     | N                 |

Commencement of program will be dependent on adequate student numbers for enrolment and funding.  
Programs and units of competency are subject to change prior to commencement.





**COURSE CODE: CHC22015 / CHC32015**

## **CERTIFICATE III IN COMMUNITY SERVICES (PARTIAL COMPLETION) – YEAR 1**

### **NOT RUNNING IN 2026**

#### **Program Description:**

VCE VET Community Services program offers students the opportunity to learn about the community services sector and explore specific contexts of work. They will develop skills in communication, information provision and processing, administration support, networking and group support.


#### **Pathways / Career Opportunities:**

Certificate II in Community Services can provide pathways into work or further study in community services, in areas such as child care, aged care, home and community care, alcohol and other drugs work, disability work, social housing or mental health work. With additional training and experience, future employment opportunities may include a community health worker, counsellor, school support worker, case manager. Pathways are also available from this qualification into the Health Training Package in areas such as allied health assistance and nursing. Further study can also be undertaken in the higher education sector in areas such as social work and education.

#### **Contribution to VCE / VCE VM & VPC**

These credits must be confirmed with the VET Coordinator at your school.

|                                     |  |
|-------------------------------------|--|
| COURSE CODE                         | Year 1: CHC22015 (Cert II)<br>Year 2: CHC32015 (Cert III)  |
| CERTIFICATE NAME                    | Certificate II in Community Services (Partial completion of Cert III)  |
| ASSESSING GROUP                     | School   |
| RTO CODE                            | 40548  |
| RTO NAME                            | IVET   |
| ATAR                                | Scored assessment  |
| STRUCTURED WORKPLACE LEARNING (SWL) | <b>Strongly recommended</b><br>The VCAA strongly recommends a minimum of 120 hrs (3 weeks) of structured workplace learning over the duration of the VCE VET program |
| VET CAREER VIDEO                    | <a href="#">Click here to watch: VET Community Services - GET VET (VCAA)</a>   |
| <b>LOCATION AND TIMES</b>           |  |
| <b>YEAR 1</b>                       |  |
| VCE UNITS                           | UNITS 1 & 2  |
| DAY & TIME                          | <b>Offered in 2027</b>   |
| HOST SCHOOL - LOCATION              | BAYSIDE P-12 COLLEGE   |
| <b>YEAR 2</b>                       |  |
| VCE UNITS                           | UNITS 3 & 4  |
| DAY & TIME                          | Wednesday<br>1:30pm – 5:00pm   |
| HOST SCHOOL - LOCATION              | BAYSIDE P-12 COLLEGE   |



## UNITS OF COMPETENCY

### YEAR 1 - CHC22015 CERTIFICATE II IN COMMUNITY SERVICES


| MODULE CODE | MODULE NAME   | HOURS | Scored Assessment |
|-------------|---|-------|-------------------|
| BSBWOR202   | Organise and complete daily work activities             | 20    | N                 |
| HLTWHS001   | Participate in workplace health and safety              | 20    | N                 |
| HLTAID011   | Provide first aid                                       | 18    | N                 |
| CHCCOM001   | Provide first point of contact                          | 35    | N                 |
| FSKLRG09    | Use strategies to respond to routine workplace problems | 15    | N                 |
| CHCDIV001   | Work with diverse people                                | 40    | N                 |
| BSBWOR201   | Manage personal stress in the workplace                 | 40    | N                 |
| CHCCOM005   | Communicate and work in health or community services    | 30    | N                 |
| FSKOCM07    | Interact effectively with others at work                | 10    | N                 |

### YEAR 2 - CHC32015 PARTIAL COMPLETION OF CERT III

| MODULE CODE | MODULE NAME                                       | HOURS | Scored Assessment |
|-------------|---|-------|-------------------|
| CHCCCS016   | Respond to client needs                           | 60    | Y                 |
| CHCCDE003   | Work within a community development framework     | 65    | Y                 |
| CHCCDE004   | Implement participation and engagement strategies | 85    | Y                 |

Commencement of program will be dependent on adequate student numbers for enrolment and funding.  
Programs and units of competency are subject to change prior to commencement.





## COURSE CODE: AHC21024

# CERTIFICATE II IN CONSERVATION AND ECOSYSTEM MANAGEMENT / HORTICULTURE “SUPPORTED PROGRAM”

### Program Description:

Certificate II is regarded as an entry level course. Graduates will have skills and knowledge to become a valued and productive employee within the Amenity Horticulture Industry. Graduates assist with planting and maintaining lawns, shrubs and garden beds in public or private gardens and parks. Upon successful completion of the Certificate II in Horticulture students may choose to complete an apprenticeship or traineeship in Land Conservation and Management type roles.

### Contribution to VCE / VCE VM & VPC

These credits must be confirmed with the VET Coordinator at your school.

### The attire required for students are:

- Closed (safety) non-leather footwear - possible
- Long sleeve – high visibility shirt (preferably not yellow, and bees and bugs get attracted to it), and helmets for side-by-side driving
- Long Tradies Pants
- Disposable Coveralls will be provided
- Gardening gloves and will provide disposable nitrile gloves when handling other materials.
- Hat (summer months and when outside)
- Safety Googles (it will be provided)
- Thermals (during winter).

|                                     |  |
|-------------------------------------|--|
| COURSE CODE                         | AHC21024   |
| CERTIFICATE NAME                    | Certificate II in Conservation and Ecosystem Management/Horticulture   |
| ENROLMENT TYPE                      | VE1  |
| RTO CODE                            | 21316  |
| RTO NAME                            | ACAH   |
| ATAR                                | Not scored assessment.   |
| STRUCTURED WORKPLACE LEARNING (SWL) | <b>Strongly recommended</b><br>The VCAA strongly recommends a minimum of 80 hrs (2 weeks) of structured workplace learning over the duration of the VCE VET program. |
| VET CAREER VIDEO                    | <a href="#">Click here to watch: VET Horticulture - GET VET (VCAA)</a>   |

### LOCATION AND TIMES


#### YEAR 1

|                        |  |
|------------------------|--|
| VCE UNITS              | UNITS 1 & 2 (Combined Year 1 & 2)                    |
| DAY & TIME             | Friday - <b>Full day delivery</b><br>9:30am – 2:30pm |
| HOST SCHOOL - LOCATION | Werribee Park/25 Whites Rd, Werribee South           |

#### YEAR 2

|                        |  |
|------------------------|--|
| VCE UNITS              | UNITS 3 & 4 (Combined Year 1 & 2)                    |
| DAY & TIME             | Friday - <b>Full day delivery</b><br>9:30am – 2:30pm |
| HOST SCHOOL - LOCATION | Werribee Park/25 Whites Rd, Werribee South           |





## UNITS OF COMPETENCY

**YEAR 1 [2026] ALL STUDENTS IN YEAR 1 & 2 ARE STUDYING THE SAME YEAR 1 UNITS IN 2026**


| MODULE CODE | MODULE NAME  | HOURS | Scored Assessment |
|-------------|--|-------|-------------------|
| AHCWHS202   | Participate in WHS processes   | 20    | N                 |
| AHCWRK211   | Participate in environmentally sustainable work practices                | 20    | N                 |
| AHCCHM201   | Apply chemicals under supervision  | 30    | N                 |
| AHCBIO203   | Inspect and clean machinery, tools and equipment to preserve biosecurity | 30    | N                 |
| AHCMOM203   | Operate basic machinery and equipment                                    | 30    | N                 |
| AHCPGD207   | Plant trees and shrubs   | 30    | N                 |
| AHCMOM216   | Operate side by side utility vehicles                                    | 30    | N                 |

**YEAR 2 [2025] AHC21020**

| MODULE CODE | MODULE NAME  | HOURS | Scored Assessment |
|-------------|--|-------|-------------------|
| AHCPMG201   | Treat weeds  | 30    | N                 |
| AHCPMG202   | Treat plant pest, diseases and disorders               | 30    | N                 |
| AHCPCM204   | Recognise plants                                       | 30    | N                 |
| AHCPCM202   | Collect, prepare and preserve plant specimens          | 20    | N                 |
| AHCSOL203   | Assist with soil or growing media sampling and testing | 30    | N                 |
| AHCNSY207   | Undertake propagation activities                       | 30    | N                 |
| AHCPGD209   | Prune shrubs and small trees                           | 30    | N                 |
| AHCWRK212   | Work effectively in the industry                       | 25    | N                 |

Commencement of program will be dependent on adequate student numbers for enrolment and funding.  
Programs and units of competency are subject to change prior to commencement.





## COURSE CODE: CUA20120 / CUA30120

### CERTIFICATE III IN DANCE (PARTIAL COMPLETION)

#### Program Description:

Certificate II in Dance aims to provide students with the technical and performance skills to begin the process of establishing a career in the entertainment industry. Students will learn the necessary knowledge and skills to enable them to participate in a variety of dance routines. Units 1 and 2 of the program include developing basic levels of physical condition for dance performance and basic dance techniques, sourcing information on the history and theory of dance and applying it to an area of work. Units 3 and 4 offers scored assessment and incorporates units such as sourcing and applying entertainment industry knowledge, preparing for a dance performance, refining basic dance techniques and applying basic dance techniques for performances.

#### Pathways / Career Opportunities:

VCE VET Dance will prepare you to audition for work in the dance industry, as well as further (tertiary) training as a dancer, dance teacher or choreographer. This course will give you a taste of what the industry is like so you can work out if you want to pursue dance as a career. VET Dance is available as a VCE subject OR as part of the VCE-VM program.

#### Contribution to VCE / VCE VM & VPC

These credits must be confirmed with the VET Coordinator at your school.

|                                     |   |
|-------------------------------------|---|
| COURSE CODE                         | Year 1: CUA20120 Cert II<br>Year 2: CUA30120 Cert III   |
| CERTIFICATE NAME                    | Certificate II in DANCE (with selected units of competency from the CUA30120 CERT III)  |
| ASSESSING GROUP                     | School  |
| RTO CODE                            | 41549   |
| RTO NAME                            | COSAMP  |
| ATAR                                | Scored assessment   |
| STRUCTURED WORKPLACE LEARNING (SWL) | <b>Strongly recommended</b><br>The VCAA strongly recommends a minimum of 80 hrs (2 weeks) of structured workplace learning over the duration of the VCE VET program |
| VET CAREER VIDEO                    | <a href="#">Click here to watch: VET Dance</a>  |


#### LOCATION AND TIMES

##### YEAR 1

|                        |  |
|------------------------|--|
| VCE UNITS              | UNITS 1 & 2                                    |
| DAY & TIME             | Wednesday (Combined Yr 1&2)<br>1:30pm - 4:30pm |
| HOST SCHOOL - LOCATION | WILLIAMSTOWN HIGH SCHOOL                       |

##### YEAR 2

|                        |  |
|------------------------|--|
| VCE UNITS              | UNITS 3 & 4                                    |
| DAY & TIME             | Wednesday (Combined Yr 1&2)<br>1:30pm - 4:30pm |
| HOST SCHOOL - LOCATION | WILLIAMSTOWN HIGH SCHOOL                       |



## UNITS OF COMPETENCY

### YEAR 1 - CUA20120 CERTIFICATE II IN DANCE


| MODULE CODE | MODULE NAME   | HOURS | Scored Assessment |
|-------------|---|-------|-------------------|
| CUADAN211   | Develop basic dance techniques                                  | 20    | N                 |
| CUAPRF211   | Prepare for live performances                                   | 40    | N                 |
| CUAWHS111   | Follow safe dance practices                                     | 60    | N                 |
| CUAWHS211   | Develop a basic level of physical fitness for dance performance | 40    | N                 |
| BSBTWK201   | Work effectively with others                                    | 40    | N                 |
| CUADAN213   | Perform basic jazz dance techniques                             | 80    | N                 |
| CUADAN220   | Perform basic lyrical dance techniques                          | 60    | N                 |

### YEAR 2 - CUA30120 PARTIAL COMPLETION OF CERT III IN DANCE

| MODULE CODE | MODULE NAME   | HOURS | Scored Assessment |
|-------------|---|-------|-------------------|
| CUADAN212   | Incorporate artistic expression into basic dance performances | 45    | Y                 |
| CUAIND211   | Develop and apply creative arts industry knowledge            | 20    | Y                 |
| CUAPRF314   | Develop audition techniques                                   | 35    | Y                 |
| CUAPRF317   | Develop performance techniques                                | 35    | Y                 |
| CUADAN315   | Increase depth of jazz dance techniques                       | 50    | Y                 |
| CUADAN322   | Increase depth of lyrical dance techniques                    | 60    | Y                 |

Commencement of program will be dependent on adequate student numbers for enrolment and funding.  
Programs and units of competency are subject to change prior to commencement.





## COURSE CODE: CHC30121

# CERTIFICATE III IN EARLY CHILDHOOD EDUCATION & CARE (PARTIAL COMPLETION)

### Program Description:

The Certificate III in Early Childhood Education & Care program provides students with a significant introduction to the knowledge, skills and attributes required to work in early childhood education.

Units of Competency selected for VCE Units 1&2 introduce the frameworks that early learning centres operate in, as well as a First Aid unit.

Units of Competency selected for VCE Units 3&4 add skills and knowledge for working with children.

At the end of this program students have the option of continuing their enrolment as adults in order to complete and achieve the qualification.

Structured Workplace Learning is a requirement of this program. Students are expected to complete a minimum of 40 hours per year in a registered early learning centre. For those students going on to compete the qualification, these hours will count towards the mandatory 160 hours of placement that are a requirement to obtain the qualification.

### Pathways / Career Opportunities:

Completion of this VETDSS program provides students with the hours required to achieve the VET units for VCE VM.


Students may continue to work towards completing the Certificate III in Early Childhood Education and Care after they finish their secondary schooling. Wyndham CEC offers a program to enable this: contact the RTO's VET Coordinator for details.

Completion of the qualification enables students to work in registered early learning centres, family day care and outside school hours care programs.

### Contribution to VCE / VCE VM & VPC

These credits must be confirmed with the VET Coordinator at your school.

|                                     |   |
|-------------------------------------|---|
| COURSE CODE                         | CHC30121  |
| CERTIFICATE NAME                    | Certificate III in Early Childhood Education and Care (Partial Completion)  |
| ENROLMENT TYPE                      | VE1   |
| RTO CODE                            | 4179  |
| RTO NAME                            | Wyndham Community & Education Centre  |
| ATAR                                | Not scored assessment.  |
| STRUCTURED WORKPLACE LEARNING (SWL) | <b>Mandatory</b><br>40 hours (per year) of work placement is required to fulfil the assessment requirements of this program.<br>Your school may require their students to undertake additional hours of SWL in order to claim a unit credit for VCE.<br>(Additional hours will also be required to complete the full qualification, post secondary school.) |
| VET CAREER VIDEO                    | <a href="#">Click here to watch: VET Early Childhood Education</a>  |
| <b>LOCATION AND TIMES</b>           |   |
| <b>YEAR 1</b>                       |   |
| VCE UNITS                           | UNITS 1 & 2   |
| DAY & TIME                          | Thursday<br>1:00pm – 4:30pm   |
| HOST SCHOOL - LOCATION              | EMMANUEL COLLEGE (NOTRE DAME CAMPUS)<br>Trade Training Centre   |
| <b>YEAR 2</b>                       |   |
| VCE UNITS                           | UNITS 3 & 4   |
| DAY & TIME                          | Thursday<br>8:30am – 12:00pm  |
| HOST SCHOOL - LOCATION              | EMMANUEL COLLEGE (NOTRE DAME CAMPUS)<br>Trade Training Centre   |



## UNITS OF COMPETENCY

### YEAR 1


| MODULE CODE | MODULE NAME   | HOURS | Scored Assessment |
|-------------|---|-------|-------------------|
| CHCECE034   | Use an approved learning framework to guide practice                | 80    | N                 |
| CHCECE055   | Meet legal and ethical obligations in children's education and care | 60    | N                 |
| CHCECE056   | Work effectively in children's education and care                   | 65    | N                 |
| HLTAID012   | Provide First Aid in an education and care setting                  | 22    | N                 |
| HLTWHS001   | Participate in workplace health and safety                          | 20    | N                 |

### YEAR 2

| MODULE CODE | MODULE NAME  | HOURS | Scored Assessment |
|-------------|--|-------|-------------------|
| CHCECE030   | Support inclusion and diversity                                  | 63    | N                 |
| CHCECE037   | Support children to connect with the natural environment         | 50    | N                 |
| BSBSUS411   | Implement and monitor environmentally sustainable work practices | 40    | N                 |
| CHCPRP003   | Reflect on and improve own professional practice                 | 40    | N                 |
| CHCPRT001   | Identify and respond to children and young people at risk        | 40    | N                 |

Commencement of program will be dependent on adequate student numbers for enrolment and funding.  
Programs and units of competency are subject to change prior to commencement.





## COURSE CODE: 22682VIC

# CERTIFICATE II IN ELECTROTECHNOLOGY (PRE-VOCATIONAL) – EMMANUEL COLLEGE (NOTRE DAME CAMPUS)

### Program Description:

The Certificate II in Electrotechnology (Pre-vocational) aims to provide students with the knowledge and skills to achieve units of competence that will enhance their employment prospects in the electrical industry. It also provides students with increased opportunities of gaining an electrical apprenticeship. The program also provides experiences in and knowledge of occupations at Electrotechnology trade level enabling students to make informed choices in the selection of career paths. Students will also gain their Electrical Refrigeration qualification.

### Pathways / Career Opportunities:

This certificate will prepare students for entry level employment in the Electrical Industry and enhance their opportunity in gaining an electrical apprenticeship. Potential career opportunities include self-employed electrician, site/factory electrician, electrical inspector.

### Contribution to VCE / VCE VM & VPC

These credits must be confirmed with the VET Coordinator at your school.

### Holiday Training (may be subject to change)


Holiday Training may be expected for this course and will be confirmed at a later date

### Program Requirements

This course includes the delivery of First Aid & Construction Induction (White Card). If you already have complete these units previously it is a great benefit!.

**Students in electrical must wear safety boots and bring safety glasses to all classes.**

|                                     |  |
|-------------------------------------|--|
| COURSE CODE                         | 22682VIC   |
| CERTIFICATE NAME                    | Certificate II in Electrotechnology (Pre-vocational)   |
| ASSESSING GROUP                     | School   |
| RTO CODE                            | 121314   |
| RTO NAME                            | AIET   |
| ATAR                                | Not scored assessment  |
| STRUCTURED WORKPLACE LEARNING (SWL) | <b>Strongly recommended</b><br>A minimum of 10 days' work placement spread over two years is strongly recommended within this program. Work placement may occur during the term holidays |
| VET CAREER VIDEO                    | <a href="#">Click here to watch: VET Electrical Industry - GET VET (VCAA)</a>  |
| <b>LOCATION AND TIMES</b>           |  |
| <b>YEAR 1</b>                       |  |
| VCE UNITS                           | UNITS 1 & 2  |
| DAY & TIME                          | <b>Thursday</b><br>AM: 8:00am-12:00pm<br>PM: 12:30pm – 4:30pm<br><b>Friday</b><br>AM: 8:00am-12:00pm ( <b>Internal</b> )   |
| HOST SCHOOL - LOCATION              | EMMANUEL COLLEGE (NOTRE DAME CAMPUS)<br>Trade Training Centre  |
| <b>YEAR 2</b>                       |  |
| VCE UNITS                           | UNITS 3 & 4  |
| DAY & TIME                          | <b>Wednesday</b><br>AM: 8:00am-12:00pm<br>PM: 12:30pm – 4.30pm   |
| HOST SCHOOL - LOCATION              | EMMANUEL COLLEGE (NOTRE DAME CAMPUS)<br>Trade Training Centre  |



## UNITS OF COMPETENCY

### YEAR 1- 22682VIC


| MODULE CODE | MODULE NAME   | HOURS | Scored Assessment |
|-------------|---|-------|-------------------|
| HLTAID011   | Provide first aid   | 18    | N                 |
| UEECD0007   | Apply work health and safety regulations, codes and practices in the workplace                  | 20    | N                 |
| UEECD0019   | Fabricate, assemble and dismantle utilities industry components                                 | 40    | N                 |
| UEECD0020   | Fix and secure electrotechnology equipment  | 20    | N                 |
| UEERL0001   | Attach cords and plugs to electrical equipment for connection to a single phase 230 Volt supply | 20    | N                 |
| CPCWHS1001  | Prepare to work safely in the construction industry   | 6     | N                 |
| VU23480     | Perform intermediate engineering computations   | 40    | N                 |
| VU23736     | Prepare for work in the electrotechnology industry  | 30    | N                 |

### YEAR 2 - 22682VIC

| MODULE CODE      | MODULE NAME   | HOURS | Scored Assessment |
|------------------|---|-------|-------------------|
| <b>VU23736</b>   | Prepare for work in the electrotechnology industry                                | 30    | N                 |
| <b>VU23735</b>   | Install a sustainable extra low voltage energy power system                       | 30    | N                 |
| <b>VU23737</b>   | Use test instruments in the electrotechnology industry                            | 20    | N                 |
| <b>VU23738</b>   | Plan and complete a basic electrotechnology project                               | 40    | N                 |
| <b>VU23739</b>   | Carry out basic network cabling for extra low voltage (ELV) equipment and devices | 30    | N                 |
| <b>UEERA0035</b> | Establish the basic operating conditions of air conditioning systems              | 20    | N                 |
| <b>UEECD0042</b> | Solve Problems in ELV Single Parth Circuits                                       | 40    | N                 |

Commencement of program will be dependent on adequate student numbers for enrolment and funding.  
Programs and units of competency are subject to change prior to commencement.





## COURSE CODE: 22682VIC

# CERTIFICATE II IN ELECTROTECHNOLOGY (PRE-VOCATIONAL) – EMMANUEL COLLEGE (ST. PAUL'S CAMPUS)

### Program Description:

The Certificate II in Electrotechnology (Pre-vocational) aims to provide students with the knowledge and skills to achieve units of competence that will enhance their employment prospects in the electrical industry. It also provides students with increased opportunities of gaining an electrical apprenticeship. The program also provides experiences in and knowledge of occupations at Electrotechnology trade level enabling students to make informed choices in the selection of career paths. Students will also gain their Electrical Refrigeration qualification.

### Pathways / Career Opportunities:

This certificate will prepare students for entry level employment in the Electrical Industry and enhance their opportunity in gaining an electrical apprenticeship. Potential career opportunities include self-employed electrician, site/factory electrician, electrical inspector.

### Contribution to VCE / VCE VM & VPC

These credits must be confirmed with the VET Coordinator at your school.

### Holiday Training (may be subject to change)

Holiday Training may be expected for this course and will be confirmed at a later date


### Program Requirements

This course includes the delivery of First Aid & Construction Induction (White Card). If you already have complete these units previously it is a great benefit!.

**Students in electrical must wear safety boots and bring safety glasses to all classes.**

|                                     |  |
|-------------------------------------|--|
| COURSE CODE                         | 22682VIC   |
| CERTIFICATE NAME                    | Certificate II in Electrotechnology (Pre-vocational)   |
| ASSESSING GROUP                     | School   |
| RTO CODE                            | 121314   |
| RTO NAME                            | AIET   |
| ATAR                                | Not scored assessment  |
| STRUCTURED WORKPLACE LEARNING (SWL) | <b>Strongly recommended</b><br>A minimum of 10 days' work placement spread over two years is strongly recommended within this program. Work placement may occur during the term holidays |
| VET CAREER VIDEO                    | <a href="#">Click here to watch: VET Electrical Industry - GET VET (VCAA)</a>  |
| <b>LOCATION AND TIMES</b>           |  |
| <b>YEAR 1</b>                       |  |
| VCE UNITS                           | UNITS 1 & 2  |
| DAY & TIME                          | <b>Thursday</b><br><b>AM:</b> 8:00am-12:00pm<br><b>PM:</b> 12:30pm – 4:30pm  |
| HOST SCHOOL - LOCATION              | EMMANUEL COLLEGE<br>St. Paul's Campus, Altona North  |
| <b>YEAR 2</b>                       |  |
| VCE UNITS                           | UNITS 3 & 4  |
| DAY & TIME                          | <b>Wednesday</b><br><b>AM:</b> 8:00am-12:00pm<br><b>PM:</b> 12:30pm – 4.30pm<br><b>Friday</b><br><b>AM:</b> 8:00am-12:00pm ( <b>Internal</b> )   |
| HOST SCHOOL - LOCATION              | EMMANUEL COLLEGE<br>St. Paul's Campus, Altona North  |





## UNITS OF COMPETENCY

### YEAR 1- 22682VIC


| MODULE CODE | MODULE NAME   | HOURS | Scored Assessment |
|-------------|---|-------|-------------------|
| HLTAID011   | Provide first aid   | 18    | N                 |
| UEECD0007   | Apply work health and safety regulations, codes and practices in the workplace                  | 20    | N                 |
| UEECD0019   | Fabricate, assemble and dismantle utilities industry components                                 | 40    | N                 |
| UEECD0020   | Fix and secure electrotechnology equipment  | 20    | N                 |
| UEERL0001   | Attach cords and plugs to electrical equipment for connection to a single phase 230 Volt supply | 20    | N                 |
| CPCWHS1001  | Prepare to work safely in the construction industry   | 6     | N                 |
| VU23480     | Perform intermediate engineering computations   | 40    | N                 |
| VU23736     | Prepare for work in the electrotechnology industry  | 30    | N                 |

### YEAR 2 - 22682VIC

| MODULE CODE      | MODULE NAME   | HOURS | Scored Assessment |
|------------------|---|-------|-------------------|
| <b>VU23736</b>   | Prepare for work in the electrotechnology industry                                | 30    | N                 |
| <b>VU23735</b>   | Install a sustainable extra low voltage energy power system                       | 30    | N                 |
| <b>VU23737</b>   | Use test instruments in the electrotechnology industry                            | 20    | N                 |
| <b>VU23738</b>   | Plan and complete a basic electrotechnology project                               | 40    | N                 |
| <b>VU23739</b>   | Carry out basic network cabling for extra low voltage (ELV) equipment and devices | 30    | N                 |
| <b>UEERA0035</b> | Establish the basic operating conditions of air conditioning systems              | 20    | N                 |
| <b>UEECD0042</b> | Solve Problems in ELV Single Parth Circuits                                       | 40    | N                 |

Commencement of program will be dependent on adequate student numbers for enrolment and funding.  
Programs and units of competency are subject to change prior to commencement.





## COURSE CODE: 22682VIC

# CERTIFICATE II IN ELECTROTECHNOLOGY (PRE-VOCATIONAL) [VICTORIA UNIVERSITY]

### Program Description:

This course with Victoria University Polytechnic can help you get your foot in the door. It will give you the industry skills and knowledge to gain access to a wide range of apprenticeships offered in the electrotechnology industry. You'll develop technical skills and knowledge that will ensure you are ready for work in the electrical trade, including:

- basic electrical theory and workshop practices
- basic network cabling for extra low voltage (ELV) equipment and devices
- use of test instruments in the electrotechnology industry
- wiring and installation
- provision of basic sustainable energy solutions in domestic premises
- fabrication, assembling and dismantling utilities industry components
- working with electrotechnology equipment and use of test instruments
- workplace safety and first aid.

You will graduate with a nationally recognised qualification as well as credits for further training as an apprentice, or trainee in the electrotechnology industry in areas such as: electrical, renewable energy, air conditioning/refrigeration Instrumentation.

### Pathways / Career Opportunities:

When you graduate, you could find employment in roles such as:


- apprentice electrician
- apprentice electrical fitter
- apprentice air conditioning and refrigeration mechanic
- renewable energy systems installer
- electrical engineering technician
- data and security installations.

### Contribution to VCE / VCE VM & VPC

These credits must be confirmed with the VET Coordinator at your school.

**Equipment:** overalls or workpants with rule pocket, safety boots, PPE – earplugs, safety glasses, calculator / A4 ring binder / ballpoint pen and notebook.

|                                     |   |
|-------------------------------------|---|
| COURSE CODE                         | 22682VIC  |
| CERTIFICATE NAME                    | Certificate II in Electrotechnology Studies (Pre-vocational)  |
| ASSESSING GROUP                     | RTO   |
| RTO CODE                            | 3113  |
| RTO NAME                            | Victoria University   |
| ATAR                                | Not scored assessment   |
| STRUCTURED WORKPLACE LEARNING (SWL) | Strongly recommended<br>VCAA strongly recommends that students undertake a minimum of 80 hours of SWL over the duration of the VCE VET Certificate II in Electrotechnology Studies. |
| VET CAREER VIDEO                    | <a href="#">Click here to watch: VET Electrical Industry - GET VET (VCAA)</a>   |
| <b>LOCATION AND TIMES</b>           |   |
| <b>YEAR 1</b>                       |   |
| VCE UNITS                           | UNITS 1 & 2   |
| DAY & TIME                          | Thursday - <b>Full day delivery</b><br>8:30am – 3:00pm  |
| HOST SCHOOL - LOCATION              | VICTORIA UNIVERSITY<br>WERRIBEE EAST CAMPUS (Gate 5)  |
| <b>YEAR 2</b>                       |   |
| VCE UNITS                           | UNITS 3 & 4   |
| DAY & TIME                          | Wednesday - <b>Full day delivery</b><br>8:30am – 3:00pm<br>Friday - <b>Full day delivery</b><br>8:30am – 3:00pm   |
| HOST SCHOOL - LOCATION              | VICTORIA UNIVERSITY<br>WERRIBEE EAST CAMPUS (Gate 5)  |



## UNITS OF COMPETENCY

### YEAR 1 - 22682VIC


| MODULE CODE | MODULE NAME  | HOURS | Scored Assessment |
|-------------|--|-------|-------------------|
| UEECD0007   | Apply work health and safety regulations, codes and practices in the workplace | 30    | N                 |
| VU23736     | Prepare for work in the electrotechnology industry                             | 30    | N                 |
| CPCWHS1001  | Prepare to work safely in the construction industry                            | 6     | N                 |
| HLTAID011   | Provide first aid  | 18    | N                 |
| UEECD0019   | Fabricate, assemble and dismantle utilities industry components                | 40    | N                 |
| UEECD0020   | Fix and secure electrotechnology equipment                                     | 20    | N                 |
| VU23480     | Perform intermediate engineering computations                                  | 40    | N                 |
| UEECD0042   | Solve problems in ELV single path circuits                                     | 40    | N                 |

### YEAR 2 - 22499VIC 2025

| MODULE CODE | MODULE NAME   | HOURS | Scored Assessment |
|-------------|---|-------|-------------------|
| UEENEEJ104A | Establish the basic operating conditions of air conditioning                        | 20    | N                 |
| VU22670     | Provide an overview of the Electrotechnology industry                               | 30    | N                 |
| VU22671     | Use test instruments in the Electrotechnology industry                              | 20    | N                 |
| VU22672     | Carry out basic Electrotechnology project   | 40    | N                 |
| UEENEEJ102A | Prepare and connect refrigeration tubing and fittings                               | 40    | N                 |
| VU22669     | Perform energy sector installations of extra low voltage (ELV) single path circuits | 40    | N                 |
| VU22673     | Carry out basic network cabling for extra low voltage (ELV) equipment and devices   | 30    | N                 |

Commencement of program will be dependent on adequate student numbers for enrolment and funding.  
Programs and units of competency are subject to change prior to commencement.





## COURSE CODE: 22589VIC

# CERTIFICATE III IN EMERGING TECHNOLOGIES

### Program Description:

This course will allow students to complete Certificate III in Emerging Technologies.

The Certificate III in Emerging Technologies program prepares students for entry-level positions in a range of industry, business and community contexts. It can also lead to further education and training or directly into employment, and aims to develop transferable skills and knowledge in the use of emerging technologies.

The Certificate III in Emerging Technologies qualification reflects the varied and in demand roles required in the digital world and how to apply a broad range of competencies using some discretion, judgement and relevant theoretical knowledge. Students will develop enterprise skills and the technical knowledge needed to solve work-place challenges, the impact of evolving technology on jobs, and engage in product design, 3D printing and Smart Cities.

The importance of digital literacy in the workforce will be addressed, and students will gain a deeper understanding of its importance to their work lives.

### Pathways / Career Opportunities:

Completion of the Certificate III in Emerging Technologies provides a pathway into training and employment in a range of industry, business and community contexts. Some potential occupations may include Multimedia Designer, Social Media Administrator, New Product Designer, Smart Cities Developer, Digital Technician. Further pathways to the Certificate IV in Information Technology and Certificate IV in Cyber Security, through to Diploma and Bachelor levels.

### Contribution to VCE / VCE VM & VPC

These credits must be confirmed with the VET Coordinator at your school.

|                                     |  |
|-------------------------------------|--|
| COURSE CODE                         | 22589VIC   |
| CERTIFICATE NAME                    | Certificate III in Emerging Technologies   |
| ASSESSING GROUP                     | RTO  |
| RTO CODE                            | 3113   |
| RTO NAME                            | Victoria University Polytechnic  |
| ATAR                                | No scored assessment   |
| STRUCTURED WORKPLACE LEARNING (SWL) | <b>Strongly recommended</b><br>The VCAA strongly recommends a minimum of 80 hrs (2 weeks) of structured workplace learning over the duration of the VCE VET program. |

### VET CAREER VIDEO


### LOCATION AND TIMES

#### YEAR 1

|                        |  |
|------------------------|--|
| VCE UNITS              | UNITS 1 & 2  |
| DAY & TIME             | Wednesday- <b>Full day delivery</b><br>9:30am-3:00pm                                       |
| HOST SCHOOL - LOCATION | Wyndham Tech School, VU Werribee Campus, Building 14, Gate 2 via, 235 Hoppers Ln, Werribee |

#### YEAR 2

|                        |  |
|------------------------|--|
| VCE UNITS              | UNITS 3 & 4  |
| DAY & TIME             | Wednesday- <b>Full day delivery</b><br>9:30am-3:00pm                                       |
| HOST SCHOOL - LOCATION | Wyndham Tech School, VU Werribee Campus, Building 14, Gate 2 via, 235 Hoppers Ln, Werribee |



## UNITS OF COMPETENCY

### YEAR 1


| MODULE CODE | MODULE NAME   | HOURS | Scored Assessment |
|-------------|---|-------|-------------------|
| VU23136     | Develop enterprise skills for solving workplace challenges                        | 30    | N                 |
| VU23137     | Apply enterprise skills in a team to develop solutions to workplace problems      | 20    | N                 |
| VU23164     | Explore and prepare for 3D printing in industry                                   | 20    | N                 |
| VU23151     | Develop a career plan for technology and digital futures                          | 20    | N                 |
| VU23152     | Present information to support decision making using common business applications | 30    | N                 |
| VU23153     | Explore evolving technology and impact on jobs                                    | 20    | N                 |
| VU23142     | Investigate applications for smart cities technology                              | 30    | N                 |
| BSBWHS211   | Contribute to the health and safety of self and others                            | 20    | N                 |

### YEAR 2

| MODULE CODE | MODULE NAME  | HOURS | Scored Assessment |
|-------------|--|-------|-------------------|
| CUADIG304   | Create visual design components                              | 30    | N                 |
| ICTWEB305   | Produce digital images for the web                           | 40    | N                 |
| CUADIG311   | Prepare video assets   | 30    | N                 |
| CUADES201   | Follow a design process                                      | 50    | N                 |
| BSBCRT413   | Collaborate in creative processes                            | 40    | N                 |
| CUADES202   | Evaluate the nature of design in a specific industry context | 30    | N                 |

Commencement of program will be dependent on adequate student numbers for enrolment and funding.  
Programs and units of competency are subject to change prior to commencement.





## COURSE CODE: 22632VIC

# CERTIFICATE II IN ENGINEERING STUDIES

### Program Description:

Certificate II in Engineering Studies provides students with the skills and knowledge to undertake an apprenticeship in the engineering trades. Units 1 and 2 cover areas in basic machine processing, fabrication techniques, using power tools and using computers for engineering related work activities. Depending on the electives chosen, Units 3 and 4 offers scored assessment and incorporates units such as producing basic engineering sketches and drawings, handling engineering materials and assembling and testing electronic engineering equipment and making it operational.

### Pathways / Career Opportunities:

Certificate II in Engineering Studies provides a pathway into an engineering apprenticeship or traineeship which can lead into a range of careers in the engineering and manufacturing industries, including roles in conception, design, manufacture, installation and repair of a wide range of products. As a qualified tradesperson, occupations may include boiler maker, welder, tool/die maker, hydraulics/avionics/mechanical technician, draftsperson, mechanical fitter. This qualification also provides a pathway for students considering para professional careers in the engineering industry such as a Mechanical Engineer.


### Contribution to VCE / VCE VM & VPC

These credits must be confirmed with the VET Coordinator at your school.

**Additional Costs:** Protective clothing and minor equipment may also need to be purchased.

|                                     |   |
|-------------------------------------|---|
| COURSE CODE                         | 22632VIC  |
| CERTIFICATE NAME                    | Certificate II in Engineering Studies   |
| ASSESSING GROUP                     | RTO   |
| RTO CODE                            | 3784  |
| RTO NAME                            | Educational Living  |
| ATAR                                | Scored Assessment   |
| STRUCTURED WORKPLACE LEARNING (SWL) | <b>Strongly recommended</b><br>The VCAA strongly recommends a minimum of 80 hrs (2 weeks) of structured workplace learning over the duration of the VCE VET program |
| VET CAREER VIDEO                    | <a href="#">Click here to watch: VET Engineering Studies</a>  |
| <b>LOCATION AND TIMES</b>           |   |
| <b>YEAR 1</b>                       |   |
| VCE UNITS                           | UNITS 1 & 2   |
| DAY & TIME                          | Thursday<br>8:30am – 12:30pm  |
| HOST SCHOOL - LOCATION              | LAVERTON P-12 COLLEGE<br>Trade Training Centre  |
| <b>YEAR 2</b>                       |   |
| VCE UNITS                           | UNITS 3 & 4   |
| DAY & TIME                          | Thursday (Combined Yr 1&2)<br>1:00pm – 5:00pm   |
| HOST SCHOOL - LOCATION              | LAVERTON P-12 COLLEGE<br>Trade Training Centre  |





## UNITS OF COMPETENCY

### YEAR 1


| MODULE CODE | MODULE NAME   | HOURS | Scored Assessment |
|-------------|---|-------|-------------------|
| VU23481     | Apply occupational health and safety principles in an engineering environment                 | 20    | N                 |
| VU23475     | Safely use hand tools and hand held power tools for general engineering applications          | 40    | N                 |
| VU23477     | Interpret and prepare basic two and three dimensional engineering drawings                    | 30    | N                 |
| VU23478     | Perform basic machining processes   | 40    | N                 |
| VU23479     | Apply basic fabrication techniques  | 40    | N                 |
| VU23476     | Report on the sectors and employment in the manufacturing, engineering and related industries | 20    | N                 |

### YEAR 2

| MODULE CODE | MODULE NAME  | HOURS | Scored Assessment |
|-------------|--|-------|-------------------|
| MEMPE006    | Undertake a basic engineering project  | 80    | Y                 |
| VU23480     | Perform intermediate engineering computations (F / M / T)  | 40    | Y                 |
| VU23482     | Produce basic engineering components and products using fabrication and machining operations (F / M) | 60    | Y                 |

Commencement of program will be dependent on adequate student numbers for enrolment and funding.  
Programs and units of competency are subject to change prior to commencement.





## COURSE CODE: HLT33115

# CERTIFICATE III HEALTH SERVICES ASSISTANCE

### Program Description:

This introductory course equips you with knowledge and skills to care for patients in a health care environment. Job roles may include patient care and patient transport, clinical cleaning and more under direct supervision. This healthcare-assistant course provides a strong foundation for support roles in health settings. You'll learn to work with patients under supervision of professional health staff.

### You will learn

- Accurately interpret medical terminology
- Apply effective infection control practices
- Develop practical skills in patient care
- Develop communication skills to interact with individuals from varied backgrounds
- Workplace health and safety protocols to ensure a safe working environment
- First Aid, health and safety.

### Pathways / Career Opportunities:

With this practical qualification, you'll be ready to work in support roles in hospitals, community services and other health care settings. You'll be ready to provide a range of assistance to professional staff for the care of patients or clients. You'll have the communication skills and technical and procedural knowledge to work in areas such as: health services patient support, food services, and patient transport. Example job titles include:


- orderly
- nursing assistant
- nursing support worker
- operating theatre technician
- patient service assistant (PSA)
- ward assistant
- patient support assistant
- wards person
- patient care assistant
- ward support.

### Contribution to VCE / VCE VM & VPC

These credits must be confirmed with the VET Coordinator at your school.

This course includes a work placement in a healthcare environment to help you further develop your skills and gain direct industry experience.

|                                     |  |
|-------------------------------------|--|
| COURSE CODE                         | HLT33115   |
| CERTIFICATE NAME                    | Certificate III Health Services Assistance   |
| ASSESSING GROUP                     | RTO  |
| RTO CODE                            | 3113   |
| RTO NAME                            | Victoria University  |
| ATAR                                | Not scored assessment  |
| STRUCTURED WORKPLACE LEARNING (SWL) | To complete all components of this course, students will be required to complete 30 hours of Structured Workplace Learning per year. Practical placement requires Working with Children Check (WWCC), National Police Check and a Health Status Check. |
| VET CAREER VIDEO                    | <a href="#">Click here to watch: VET Health Industry - GET VET (VCAA)</a>  |
| <b>LOCATION AND TIMES</b>           |  |
| <b>YEAR 1</b>                       |  |
| VCE UNITS                           | UNITS 1 & 2  |
| DAY & TIME                          | Wednesday - <b>Full day delivery</b><br>9:00am to 3:00pm   |
| HOST SCHOOL - LOCATION              | VICTORIA UNIVERSITY<br>Werribee West Campus<br>235 Hoppers Lane, Werribee 3030   |
| <b>YEAR 2</b>                       |  |
| VCE UNITS                           | UNITS 3 & 4  |
| DAY & TIME                          | <b>Offered in 2027</b>   |
| HOST SCHOOL - LOCATION              |  |



## UNITS OF COMPETENCY

### YEAR 1


| MODULE CODE | MODULE NAME  | HOURS | Scored Assessment |
|-------------|--|-------|-------------------|
| CHCCOM005   | Communicate and work in health or community services                     |       | N                 |
| CHCCCS010   | Maintain a high standard of service                                      |       | N                 |
| BSBWOR301   | Organise personal work priorities and development                        |       | N                 |
| HLTINF006   | Apply basic principles and practices of infection prevention and control |       | N                 |
| HLTWHS001   | Participate in workplace health and safety                               |       | N                 |
| CHCDIV001   | Work with diverse people   |       | N                 |
| CHCCCS020   | Respond effectively to behaviours of concern                             |       | N                 |
| HLTAID011   | Provide First Aid  |       | N                 |

### YEAR 2

| MODULE CODE | MODULE NAME   | HOURS | Scored Assessment |
|-------------|---|-------|-------------------|
| HLTAAP001   | Recognise healthy body systems                        |       | N                 |
| BSBMED301   | Interpret and apply medical terminology appropriately |       | N                 |
| HLTHSS003   | Perform general cleaning tasks in a clinical setting  |       | N                 |
| CHCCCS012   | Prepare and maintain beds                             |       | N                 |
| HLTFSE001   | Follow basic food safety practices                    |       | N                 |
| CHCCCS002   | Assist with movement                                  |       | N                 |
| CHCCCS026   | Transport individuals                                 |       | N                 |

Commencement of program will be dependent on adequate student numbers for enrolment and funding.  
Programs and units of competency are subject to change prior to commencement.





## COURSE CODE: AHC20422

# CERTIFICATE II IN HORTICULTURE

### Program Description:

Certificate II is regarded as an entry level course. Graduates will have skills and knowledge to become a valued and productive employee within the Amenity Horticulture Industry. Graduates assist with planting and maintaining lawns, shrubs and garden beds in public or private gardens and parks. Upon successful completion of the Certificate II in Horticulture students may choose to complete an apprenticeship or traineeship in Horticulture, Parks and Gardens or Landscape Construction.

### Contribution to VCE / VCE VM & VPC

These credits must be confirmed with the VET Coordinator at your school.

### The attire required for students are:

- Closed (safety) non-leather footwear - possible
- Long sleeve – high visibility shirt (preferably not yellow, and bees and bugs get attracted to it), and helmets for side-by-side driving
- Long Tradies Pants
- Disposable Coveralls will be provided
- Gardening gloves and will provide disposable nitrile gloves when handling other materials.
- Hat (summer months and when outside)
- Safety Goggles (it will be provided)
- Thermals (during winter).

|                                     |  |
|-------------------------------------|--|
| COURSE CODE                         | AHC20422   |
| CERTIFICATE NAME                    | Certificate II in Horticulture   |
| ENROLMENT TYPE                      | VE1  |
| RTO CODE                            | 21316  |
| RTO NAME                            | ACAH   |
| ATAR                                | Not scored assessment.   |
| STRUCTURED WORKPLACE LEARNING (SWL) | <b>Strongly recommended</b><br>The VCAA strongly recommends a minimum of 80 hrs (2 weeks) of structured workplace learning over the duration of the VCE VET program. |
| VET CAREER VIDEO                    | <a href="#">Click here to watch: VET Horticulture - GET VET (VCAA)</a>   |


### LOCATION AND TIMES

#### YEAR 1

|                        |   |
|------------------------|---|
| VCE UNITS              | UNITS 1 & 2 (Combined Year 1 & 2)             |
| DAY & TIME             | Wednesday<br>8:30am – 12:30pm                 |
| HOST SCHOOL - LOCATION | Werribee Park/25 Whites Rd,<br>Werribee South |

#### YEAR 2

|                        |   |
|------------------------|---|
| VCE UNITS              | UNITS 3 & 4 (Combined Year 1 & 2)             |
| DAY & TIME             | Wednesday<br>8:30am – 12:30pm                 |
| HOST SCHOOL - LOCATION | Werribee Park/25 Whites Rd,<br>Werribee South |



## UNITS OF COMPETENCY

**YEAR 1 [2026] ALL STUDENTS IN YEAR 1 & 2 ARE STUDYING THE SAME YEAR 1 UNITS IN 2026**


| MODULE CODE | MODULE NAME                                   | HOURS | Scored Assessment |
|-------------|---|-------|-------------------|
| AHCWHS202   | Participate in WHS processes                  | 20    | N                 |
| AHCCHM201   | Apply chemicals under supervision             | 30    | N                 |
| AHCIRG221   | Assist with pressurised irrigation operations | 30    | N                 |
| AHCMOM203   | Operate basic machinery and equipment         | 30    | N                 |
| RIISAM203E  | Use hand and power tools                      | 20    | N                 |
| AHCPGD207   | Plant trees and shrubs                        | 30    | N                 |
| AHCMOM216   | Operate side by side utility vehicles         | 25    | N                 |

## YEAR 2 [2025]

| MODULE CODE | MODULE NAME  | HOURS | Scored Assessment |
|-------------|--|-------|-------------------|
| AHCPMG201   | Treat weeds  | 30    | N                 |
| AHCPMG202   | Treat plant pests, diseases and disorders              | 30    | N                 |
| AHPCPM204   | Recognise plants                                       | 30    | N                 |
| AHCSOL203   | Assist with soil or growing media sampling and testing | 30    | N                 |
| AHCNSY207   | Undertake propagation activities                       | 30    | N                 |
| AHCPGD209   | Prune shrubs and small trees                           | 30    | N                 |
| AHCWRK212   | Work effectively in the industry                       | 25    | N                 |

Commencement of program will be dependent on adequate student numbers for enrolment and funding.  
Programs and units of competency are subject to change prior to commencement.





## COURSE CODE: SIT20322 & SIT20421

# CERTIFICATE II IN HOSPITALITY & CERTIFICATE II IN COOKERY [DUAL PROGRAM]


### Program Description:

This qualification provides the practical skills and knowledge to be competent in a range of activities and functions in hospitality venues where food is prepared and served, including restaurants, hotels, catering operations, clubs, pubs cafes and coffee shops. Year 1 covers modules in both Front of House and Kitchen streams. Year 2/Units 3 and 4 offer scored assessment and incorporate units from the Kitchen stream OR Front of House Stream.

### Contribution to VCE / VCE VM & VPC

These credits must be confirmed with the VET Coordinator at your school.

|                                     |  |
|-------------------------------------|--|
| COURSE CODE                         | SIT20322 Certificate II in Hospitality<br>SIT20421 Certificate II in Cookery   |
| CERTIFICATE NAME                    | <b>Year 1: DUAL</b><br>Certificate II in Hospitality (full completion)<br>Certificate II in Cookery (partial completion)<br><b>Year 2:</b> Certificate II in Cookery   |
| ASSESSING GROUP                     | School   |
| RTO CODE                            | 90791  |
| RTO NAME                            | Quality Service Skills (QSS)   |
| ATAR                                | Scored assessment  |
| STRUCTURED WORKPLACE LEARNING (SWL) | <b>Strongly recommended</b><br>The VCAA strongly recommends a minimum of 80 hrs (2 weeks) of structured workplace learning over the duration of the VCE VET program. (40 hours each YEAR -back of house - <i>Fast food retail outlets are not acceptable</i> ) |
| VET CAREER VIDEO                    | <a href="#">Click here to watch: VET Hospitality- GET VET (VCAA)</a>   |
| <b>LOCATION AND TIMES</b>           |  |
| <b>YEAR 1</b>                       |  |
| VCE UNITS                           | UNITS 1 & 2  |
| DAY & TIME                          | Thursday<br>8:30am –12:30pm  |
| HOST SCHOOL - LOCATION              | LAVERTON P-12 COLLEGE<br>Trade Training Centre   |
| <b>YEAR 2</b>                       |  |
| VCE UNITS                           | UNITS 3 & 4  |
| DAY & TIME                          | Thursday<br>1:00pm – 5:00pm  |
| HOST SCHOOL - LOCATION              | LAVERTON P-12 COLLEGE<br>Trade Training Centre   |



## UNITS OF COMPETENCY

### YEAR 1 - SIT20322 CERTIFICATE II IN HOSPITALITY (FULL COMPLETION IN YEAR 1) 6 CORE 6 ELECTIVES

| MODULE CODE | MODULE NAME  | HOURS | Scored Assessment |
|-------------|--|-------|-------------------|
| BSBTWK201   | Work effectively with others                           | 40    | N                 |
| SITHIND006  | Source and use information on the hospitality industry | 25    | N                 |
| SITHIND007  | Use Hospitality skills effectively                     | 0     | N                 |
| SITXCCS011  | Interact with customers                                | 20    | N                 |
| SITXCOM007  | Show social and cultural sensitivity                   | 20    | N                 |
| SITXFSA005  | Use hygienic practices for food safety                 | 15    | N                 |
| SITXWHS005  | Participate in safe work practices                     | 12    | N                 |
| SITHCCC024  | Prepare and present simple dishes                      | 25    | N                 |
| SITHCCC025  | Prepare and Present Sandwiches                         | 10    | N                 |
| SITFAB0025  | Prepare & Serve Espresso Coffee                        | 30    | N                 |
| SITHKOP009  | Clean kitchen premises and equipment                   | 13    | N                 |
| SITXINV006  | Receive, store and maintain stock                      | 20    | N                 |

### YEAR 1 - SIT20421 CERTIFICATE II IN COOKERY (PARTIAL COMPLETION IN YEAR 1) 7 CORE 6 ELECTIVES


| MODULE CODE | MODULE NAME                                  | HOURS | Scored Assessment |
|-------------|--|-------|-------------------|
| SITHCCC023  | Use Food Preparation equipment               | 25    | N                 |
| SITHCCC027  | Prepare dishes using basic method of Cookery | 45    | N                 |
| SITHKOP009  | Clean kitchen premises and equipment*        | 13    | N                 |
| SITXFSA005  | Use hygienic practices for food safety       | 15    | N                 |
| SITXINV006  | Receive, store and maintain stock            | 20    | N                 |
| SITXWHS005  | Participate in safe work practices           | 12    | N                 |
| SITHCCC024  | Prepare and present simple dishes            | 25    | N                 |
| SITHCCC025  | Prepare and Present Sandwiches               | 10    | N                 |
| SITXCCS011  | Interact with customers                      | 20    | N                 |
| SITXCOM007  | Show social and cultural sensitivity         | 20    | N                 |

### YEAR 2 - SIT20421 CERTIFICATE II IN COOKERY (FULL COMPLETION IN YEAR 2)

| MODULE CODE | MODULE NAME  | HOURS | Scored Assessment |
|-------------|--|-------|-------------------|
| SITHCCC028  | Prepare Appetisers and Salads                        | 25    | Y                 |
| SITHCCC029  | Prepare stock, sauce and soups                       | 35    | Y                 |
| SITHCCC030  | Prepare vegetable, fruit, egg and farinaceous dishes | 50    | Y                 |
| SITHCCC034  | Work effectively in a commercial Kitchen             | 60    | Y                 |

Commencement of program will be dependent on adequate student numbers for enrolment and funding.  
Programs and units of competency are subject to change prior to commencement.





## COURSE CODE: ICT30120

# CERTIFICATE III IN INFORMATION AND COMMUNICATIONS TECHNOLOGY

### Program Description:

This two-year course will equip students with comprehensive skills and knowledge to enter the information and communications technology (ICT) field. The course provides the introductory skills and knowledge with an emphasis on using digital software and understanding PC hardware and network maintenance. In the first year of the course, students learn how to make 2D animations, a website and learn basic programming skills. In the second year, students learn about networking hardware and software, system administration and how to give advice to clients. Upon successful completion of all units, students will obtain the full certificate. To obtain a VCE Unit 3&4 study score, students will have to complete all core units in both years of the course.


### Pathways / Career Opportunities:

Areas of employment may include working in personal computer support or network systems administration. With additional training and experience future employment opportunities may include front end developer, hardware developer, systems analyst, website developer, animator, helpdesk officer.

### Contribution to VCE / VCE VM & VPC

These credits must be confirmed with the VET Coordinator at your school.

|                                     |   |
|-------------------------------------|---|
| COURSE CODE                         | ICT30120  |
| CERTIFICATE NAME                    | Certificate III in Information and Communications Technology  |
| ASSESSING GROUP                     | School  |
| RTO CODE                            | 40548   |
| RTO NAME                            | IVET  |
| ATAR                                | Scored assessment   |
| STRUCTURED WORKPLACE LEARNING (SWL) | <b>Strongly recommended</b><br>The VCAA strongly recommends a minimum of 80 hrs (2 weeks) of structured workplace learning over the duration of the VCE VET program |
| VET CAREER VIDEO                    | <a href="#">Click here to watch: VET Information Technology- GET VET (VCAA)</a>   |
| <b>LOCATION AND TIMES</b>           |   |
| <b>YEAR 1</b>                       |   |
| VCE UNITS                           | UNITS 1 & 2   |
| DAY & TIME                          | Thursday<br>1:30pm – 5:00pm   |
| HOST SCHOOL - LOCATION              | BAYSIDE P-12 COLLEGE  |
| <b>YEAR 2</b>                       |   |
| VCE UNITS                           | UNITS 3 & 4   |
| DAY & TIME                          | Wednesday<br>1:30pm – 5:00pm  |
| HOST SCHOOL - LOCATION              | BAYSIDE P-12 COLLEGE  |



## UNITS OF COMPETENCY

### YEAR 1


| MODULE CODE | MODULE NAME   | HOURS | Scored Assessment |
|-------------|---|-------|-------------------|
| BSBXTW301   | Work in a team  | 40    | N                 |
| BSBXCS303   | Securely manage personally identifiable information and workplace information | 40    | N                 |
| BSBCRT301   | Develop and extend critical and creative thinking skills                      | 40    | N                 |
| ICTPRG302   | Apply introductory programming techniques                                     | 40    | N                 |
| CUAANM301   | Create 2D Digital Animation   | 35    | N                 |
| ICTICT215   | Operate digital media technology packages                                     | 40    | N                 |
| ICTWEB304   | Build simple web pages  | 40    | N                 |

### YEAR 2

| MODULE CODE | MODULE NAME  | HOURS | Scored Assessment |
|-------------|--|-------|-------------------|
| ICTICT313   | Identify IP, ethics and privacy policies in ICT environments | 50    | Y                 |
| ICTSAS305   | Provide ICT advice to clients                                | 40    | Y                 |
| ICTSAS312   | Provide Basic System Administration                          | 20    | Y                 |
| ICTSAS309   | Maintain and repair ICT equipment and software               | 20    | Y                 |
| ICTSAS310   | Install, configure and secure a small office or home network | 50    | Y                 |

Commencement of program will be dependent on adequate student numbers for enrolment and funding.  
Programs and units of competency are subject to change prior to commencement.





## COURSE CODE: CUA30920

# CERTIFICATE III IN MUSIC (PERFORMANCE)

### Program Description:

This course focuses on exploring genre, building stagecraft, writing original compositions and performing live. Units 1 and 2 of the program include core units such as creating a music demo, composing simple songs or musical pieces, implementing copyright arrangements, planning a career and working effectively in the music industry. Units 3 and 4 offer scored assessment and include units such as preparing for music performances, developing and performing improvisation, and performing music as part of a group.


### Pathways / Career Opportunities:

Completion of the Certificate III prepares students for work in the music industry in areas such as a working session musician, a songwriter, producer or band member. With additional training and experience, potential employment opportunities may include music arranger, composer, music director, music tutor and music therapist.

### Contribution to VCE / VCE VM & VPC

These credits must be confirmed with the VET Coordinator at your school.

|                                     |   |
|-------------------------------------|---|
| COURSE CODE                         | CUA30920  |
| CERTIFICATE NAME                    | Certificate III in Music (Performance)  |
| ASSESSING GROUP                     | School  |
| RTO CODE                            | 41549   |
| RTO NAME                            | COSAMP  |
| ATAR                                | Scored assessment   |
| STRUCTURED WORKPLACE LEARNING (SWL) | <b>Strongly recommended</b><br>The VCAA strongly recommends a minimum of 80 hrs (2 weeks) of structured workplace learning over the duration of the VCE VET program |
| VET CAREER VIDEO                    | <a href="#">Click here to watch: VET Music</a>  |
| <b>LOCATION AND TIMES</b>           |   |
| <b>YEAR 1</b>                       |   |
| VCE UNITS                           | UNITS 1 & 2   |
| DAY & TIME                          | Thursday<br>1:30pm-4:30pm   |
| HOST SCHOOL - LOCATION              | WILLIAMSTOWN HIGH SCHOOL  |
| <b>YEAR 2</b>                       |   |
| VCE UNITS                           | UNITS 3 & 4   |
| DAY & TIME                          | Wednesday<br>1:30pm-4:30pm  |
| HOST SCHOOL - LOCATION              | WILLIAMSTOWN HIGH SCHOOL  |



## UNITS OF COMPETENCY

### YEAR 1


| MODULE CODE | MODULE NAME                                 | HOURS | Scored Assessment |
|-------------|---|-------|-------------------|
| CUACMP311   | Implement copyright arrangements            | 20    | N                 |
| CUAIND313   | Work effectively in the music industry      | 35    | N                 |
| CUAIND314   | Plan a career in the creative arts industry | 35    | N                 |
| CUAMCP311   | Create simple musical compositions          | 35    | N                 |
| CUAMPF213   | Perform simple repertoire in ensembles      | 45    | N                 |
| CUAMPF314   | Make music demos                            | 40    | N                 |

### YEAR 2

| MODULE CODE | MODULE NAME                                       | HOURS | Scored Assessment |
|-------------|---|-------|-------------------|
| CUAMPF311   | Develop technical skills for musical performances | 20    | Y                 |
| CUAMPF312   | Prepare for musical performances                  | 35    | Y                 |
| CUAMPF315   | Develop and perform musical improvisation         | 35    | Y                 |
| CUAMPF412   | Develop and apply stagecraft skills               | 70    | Y                 |
| CUAMPF414   | Perform music as part of a group <b>OR</b>        | 70    | Y                 |
| CUAMPF416   | Perform music as a soloist                        | 70    | Y                 |

Commencement of program will be dependent on adequate student numbers for enrolment and funding.  
Programs and units of competency are subject to change prior to commencement.





## COURSE CODE: CUA30920

### CERTIFICATE III IN MUSIC (SOUND PRODUCTION)

#### Program Description:

Certificate III in Music Industry (Sound Production) provides students with the practical skills and knowledge to record, mix and edit sound sources. Units 1 and 2 of the program include core units such as implementing copyright arrangements, performing basic sound editing and developing music industry knowledge. Students will be given the opportunity to specialise in areas such as event staging, support and recording. Units 3 and 4 offer scored assessment and include units such as recording and mixing a basic music demo, providing sound reinforcement and setting up and disassembling audio equipment.


#### Pathways / Career Opportunities:

Completion of the Certificate III prepares students for work in the music industry in areas such as sound track laying, digital editing and mixing, audio visual equipment operations and stage management and can be applied to workplaces such as stage productions, radio and medium to large recording studios. With additional training and experience, potential employment opportunities may include sound technician, tour crew member, studio engineer, theatre/television audio technician.

#### Contribution to VCE / VCE VM & VPC

These credits must be confirmed with the VET Coordinator at your school.

|                                     |   |
|-------------------------------------|---|
| COURSE CODE                         | CUA30920  |
| CERTIFICATE NAME                    | Certificate III in Music (Sound Production)   |
| ASSESSING GROUP                     | School  |
| RTO CODE                            | 41549   |
| RTO NAME                            | COSAMP  |
| ATAR                                | Scored assessment   |
| STRUCTURED WORKPLACE LEARNING (SWL) | <b>Strongly recommended</b><br>The VCAA strongly recommends a minimum of 80 hrs (2 weeks) of structured workplace learning over the duration of the VCE VET program |
| VET CAREER VIDEO                    | <a href="#">Click here to watch: VET Music</a>  |
| <b>LOCATION AND TIMES</b>           |   |
| <b>YEAR 1</b>                       |   |
| VCE UNITS                           | UNITS 1 & 2   |
| DAY & TIME                          | Thursday<br>1:30pm – 4:30pm   |
| HOST SCHOOL - LOCATION              | WILLIAMSTOWN HIGH SCHOOL  |
| <b>YEAR 2</b>                       |   |
| VCE UNITS                           | UNITS 3 & 4   |
| DAY & TIME                          | Wednesday<br>1:30 pm – 4:30pm   |
| HOST SCHOOL - LOCATION              | WILLIAMSTOWN HIGH SCHOOL  |



## UNITS OF COMPETENCY

### YEAR 1


| MODULE CODE | MODULE NAME                                 | HOURS | Scored Assessment |
|-------------|---|-------|-------------------|
| CUACMP311   | Implement copyright arrangements            | 20    | N                 |
| CUAIND313   | Work effectively in the music industry      | 35    | N                 |
| CUAIND314   | Plan a career in the creative arts industry | 35    | N                 |
| CUASOU211   | Develop basic audio skills and knowledge    | 40    | N                 |
| CUASOU212   | Perform basic sound editing                 | 30    | N                 |
| CUASOU213   | Assist with sound recordings                | 35    | N                 |

### YEAR 2

| MODULE CODE | MODULE NAME                             | HOURS | Scored Assessment |
|-------------|---|-------|-------------------|
| CUASOU306   | Operate sound reinforcement systems     | 40    | Y                 |
| CUASOU317   | Record and mix a basic music demo       | 40    | Y                 |
| CUASOU308   | Install and disassemble audio equipment | 40    | Y                 |
| CUASOU321   | Mix music in a studio environment       | 60    | Y                 |
| CUASOU412   | Manage audio input sources              | 30    | Y                 |

Commencement of program will be dependent on adequate student numbers for enrolment and funding.  
Programs and units of competency are subject to change prior to commencement.





## COURSE CODE: 22569VIC

### CERTIFICATE II IN PLUMBING (PRE-APPRENTICESHIP)

#### Program Description:

This course will prepare graduates with the skills and knowledge for entry level into an apprenticeship (Certificate III) within the plumbing industry. The learner will be introduced to basic skills and knowledge that underpin the Certificate III in Plumbing. Taught skills include maintain safe workplace, use of industry tools, equipment and materials. This certificate can lead students towards an environmentally friendly professional pathway with students taught principles of sustainability as well as methods and strategies to identify employment opportunities in the plumbing industry.

#### Pathways / Career Opportunities:

On successful completion of the Certificate II in Plumbing (Pre-apprenticeship) you will have attained a prerequisite pathway into a Certificate III apprenticeship or registration level. After completion at the registration level you can continue with further study and complete the Certificate IV or licensing level and progress into running your own business. This course is also an alternative pathway available to students in to a plumbing retail environment.


#### Contribution to VCE / VCE VM & VPC

These credits must be confirmed with the VET Coordinator at your school.

**In regards to safety, all students MUST wear safety boots and bring safety glasses to all classes.**

|                                     |   |
|-------------------------------------|---|
| COURSE CODE                         | 22569VIC  |
| CERTIFICATE NAME                    | Certificate II in Plumbing (Pre-apprenticeship)   |
| ASSESSING GROUP                     | School  |
| RTO CODE                            | 121314  |
| RTO NAME                            | AIET  |
| ATAR                                | No scored assessment.   |
| STRUCTURED WORKPLACE LEARNING (SWL) | <b>Strongly recommended</b><br>The VCAA strongly recommends a minimum of 80 hrs (2 weeks) of structured workplace learning over the duration of the VCE VET program |
| VET CAREER VIDEO                    | <a href="#">Click here to watch: VET Plumbing - GET VET (VCAA)</a>  |
| <b>LOCATION AND TIMES</b>           |   |
| <b>YEAR 1</b>                       |   |
| VCE UNITS                           | UNITS 1 & 2   |
| DAY & TIME                          | <b>Thursday</b><br><b>AM:</b> 8:00am – 12:00pm<br><b>PM:</b> 12:30pm – 4:30pm   |
| HOST SCHOOL - LOCATION              | EMMANUEL COLLEGE (NOTRE DAME CAMPUS)<br>Trade Training Centre   |
| <b>YEAR 2</b>                       |   |
| VCE UNITS                           | UNITS 3 & 4   |
| DAY & TIME                          | <b>Wednesday</b><br><b>AM:</b> 8:00am – 12:00pm<br><b>PM:</b> 12:30pm – 4:30pm  |
| HOST SCHOOL - LOCATION              | EMMANUEL COLLEGE (NOTRE DAME CAMPUS)<br>Trade Training Centre   |





## UNITS OF COMPETENCY

### YEAR 1

| MODULE CODE | MODULE NAME  | HOURS | Scored Assessment |
|-------------|--|-------|-------------------|
| CPCCWHS2001 | Apply WHS requirements, policies and procedures in the construction industry | 20    | N                 |
| CPCCWHS1001 | Prepare to work safely in the construction industry                          | 6     | N                 |
| VU239798*   | Apply basic sheet metal practices  | 50    | N                 |
| VU23986*    | Use basic plumbing hand tools  | 50    | N                 |
| VU23987*    | Use basic power tools  | 20    | N                 |
| CPCPCM2039  | Carry out interactive workplace communication                                | 10    | N                 |
| VU23984     | Use and apply basic levelling equipment for plumbing                         | 8     | N                 |
| CPCCCM1015  | Carry out measurements and calculations                                      | 20    | N                 |
| CPCCCM2001  | Read and interpret plans and specifications                                  | 32    | N                 |
| VU23979     | Cut and penetrate building materials & structures                            | 30    | N                 |
| VU23980     | Fabricate simple plumbing pipe systems                                       | 30    | N                 |
| VU23988     | Use plumbing pipes, fittings and fixtures for basic plumbing installations   | 30    | N                 |

**VASS Admin, please note: these units are delivered over 2 years but assessed in the 2nd year.**

\*VU239798 Apply basic sheet metal practices

\*VU23986 Use plumbing hand tools

\*VU23987 Use basic power tools

### YEAR 2

| MODULE CODE | MODULE NAME   | HOURS | Scored Assessment |
|-------------|---|-------|-------------------|
| VU239798*   | Apply basic sheet metal practices                   | 50    | N                 |
| VU23986*    | Use basic plumbing hand tools                       | 50    | N                 |
| VU23987*    | Use basic power tools                               | 20    | N                 |
| VU23982     | Perform basic oxy-acetylene welding and cutting     | 20    | N                 |
| VU23985     | Use basic electric welding equipment and techniques | 20    | N                 |
| HILTAID010  | Provide basic emergency life support                | 12    | N                 |
| BSBWR311    | Write simple documents                              | 30    | N                 |
| CUAACD313   | Produce technical drawings                          | 50    | N                 |
| VU23983     | Prepare to work in the plumbing industry            | 20    | N                 |
| VU23981     | Identify career pathways in the plumbing industry   | 30    | N                 |

**VASS Admin, please note: these units are delivered over 2 years but assessed in the 2nd year.**


\*VU239798 Apply basic sheet metal practices

\*VU23986 Use plumbing hand tools

\*VU23987 Use basic power tools

Commencement of program will be dependent on adequate student numbers for enrolment and funding.

Programs and units of competency are subject to change prior to commencement.



## COURSE CODE: SHB20121

# CERTIFICATE II IN RETAIL COSMETICS

### Program Description:

Certificate II in Retail Cosmetics SHB20121 has been designed as a standard entry level qualification for the Beauty industry. The nationally accredited Certificate II in Retail Cosmetics gives you a strong foundation that combines your love of make-up and flair for customer experience.

This course engages in multiple parts of the beauty industry; practical components include units like: Make up design, lash and brow services, visual merchandising and many others that touch upon facials services and nail polish application. The students will be able to touch the day-to-day operations of working in a beauty salon or makeup counter, specialist makeup store (like Sephora), or Department store (like Myer or David Jones).

Likely functions within the Beauty industry for those who achieve this level of qualification include working within clearly defined contexts and under supervision. It involves communicating in the workplace, performing routine salon/store functions, demonstrating skin care products and designing and applying make-up in general and specialist situations.


### Pathways / Career Opportunities:

Career pathway: Make-up artist, Beauty salon assistant and Retail cosmetics assistant.

### Contribution to VCE / VCE VM & VPC

These credits must be confirmed with the VET Coordinator at your school.

|                                     |  |
|-------------------------------------|--|
| COURSE CODE                         | SHB20121<br><b>* For VASS enrolment use: SHB30121</b>  |
| CERTIFICATE NAME                    | Certificate II in Retail Cosmetics   |
| ASSESSING GROUP                     | School   |
| RTO CODE                            | 121314   |
| RTO NAME                            | AIET   |
| ATAR                                | No scored assessment.  |
| STRUCTURED WORKPLACE LEARNING (SWL) | <b>Strongly recommended</b><br>The VCAA strongly recommends a minimum of 40 hrs (1 week) of structured workplace learning over the duration of the VCE VET program |
| VET CAREER VIDEO                    | <a href="#">Click here to watch: VET Hair and Beauty - GET VET (VCAA)</a>  |
| <b>LOCATION AND TIMES</b>           |  |
| <b>YEAR 1</b>                       |  |
| VCE UNITS                           | UNITS 1 & 2  |
| DAY & TIME                          | Thursday<br>1:00pm – 4:30pm  |
| HOST SCHOOL - LOCATION              | POINT COOK SENIOR SECONDARY COLLEGE  |
| <b>YEAR 2</b>                       |  |
| VCE UNITS                           | UNITS 3 & 4  |
| DAY & TIME                          | Wednesday<br>1:00pm – 4:30pm   |
| HOST SCHOOL - LOCATION              | POINT COOK SENIOR SECONDARY COLLEGE  |



## UNITS OF COMPETENCY


### YEAR 1

| MODULE CODE    | MODULE NAME  | HOURS | Scored Assessment |
|----------------|--|-------|-------------------|
| SHBBCCS004     | Demonstrate retail skin care products  | 25    | N                 |
| SHBBCCS005     | Advise on beauty products and services   | 30    |                   |
| SHBXIND003     | Comply with organisational requirements within a personal services environment | 45    | N                 |
| SHBXIND005     | Communicate as part of a salon team  | 30    | N                 |
| SIRXIND003     | Organise personal work requirements  | 30    | N                 |
| ELECTIVE UNITS |  |       |                   |
| SHBBINF002     | Maintain infection control standards   | 75    | N                 |
| SHBBRES003     | Research and apply beauty industry information                                 | 20    | N                 |
| SIRXSLS001     | Sell to the retail customer  | 20    | N                 |

### YEAR 2

| MODULE CODE    | MODULE NAME  | HOURS | Scored Assessment |
|----------------|--|-------|-------------------|
| SHBBMUP009     | Design and apply make-up   | 45    | N                 |
| SHBXCCS007     | Conduct salon financial transactions   | 25    | N                 |
| SHBXWHS003     | Apply safe hygiene, health and work practices  | 40    | N                 |
| SIRXOSM002     | Maintain ethical and professional standards when using social media and online platforms | 40    | N                 |
| ELECTIVE UNITS |  |       |                   |
| SIRRINV001     | Receive and handle retail stock  | 35    | N                 |
| SIRRMER001     | Produce visual merchandise displays  | 35    | N                 |
| SHBXCCS009     | Greet and prepare clients for salon services   | 10    | N                 |

Commencement of program will be dependent on adequate student numbers for enrolment and funding.  
Programs and units of competency are subject to change prior to commencement.



## COURSE CODE: CUA31020

# CERTIFICATE III IN SCREEN AND MEDIA

**This is also known as the VCE subject Creative Digital Media (CDM)**

### Program Description:

Units 1 and 2 students learn the key skills to produce digital works and explore a range of Adobe CC software. They use;

- Photoshop to prepare images for the web and advertising.
- Illustrator to explore digital drawing techniques, and illustration.
- Animate to create animations based on a brief.
- Dreamweaver to update and maintain websites.

Units 3 and 4 offers a scored VCE assessment contributing to an ATAR, as well as a VET Certificate. It includes assessments that cover 2D animations, writing content for media, web design and digital graphic design. This is where the students get to work for real and fictional clients and put all their creative thinking and software skills to use.

### VCE Exam

If taken as a VCE subject you will sit an exam at the end of year 12. This exam is predominately practical and sat on a computer. It includes approximately 20 multiple choice questions, 13 short answer question. The practical component requires you to fix a broken website, create a simple animation and write or edit content for the website. Finally placing the content and the animation on the website.


### Pathways / Career Opportunities:

The skills learnt during this program can be used in almost any career and are sort out by employers. Whether it be making your own business cards, creating and updating your employer's website, taking photos to advertise a business or making menus for your family's restaurant. With additional training and experience, potential employment opportunities may include: graphic designer, web designer, games designer, animator, Illustrator or digital artist.

### Contribution to VCE / VCE VM & VPC

These credits must be confirmed with the VET Coordinator at your school.

|                                     |   |
|-------------------------------------|---|
| COURSE CODE                         | CUA31020  |
| CERTIFICATE NAME                    | Certificate III in Screen and Media   |
| ASSESSING GROUP                     | School  |
| RTO CODE                            | 6653  |
| RTO NAME                            | Access Skill Training (AST)   |
| ATAR                                | Scored assessment.  |
| STRUCTURED WORKPLACE LEARNING (SWL) | <b>Strongly recommended for VM students</b><br>The VCAA strongly recommends a minimum of 80 hrs (2 weeks) of structured workplace learning over the duration of the VCE VET program |
| VET CAREER VIDEO                    | <a href="#">Click here to watch: VET Screen and Media</a>   |
| <b>LOCATION AND TIMES</b>           |   |
| <b>YEAR 1</b>                       |   |
| VCE UNITS                           | UNITS 1 & 2   |
| DAY & TIME                          | Thursday<br>1:30pm – 5:00pm   |
| HOST SCHOOL - LOCATION              | BAYSIDE P-12 COLLEGE  |
| <b>YEAR 2</b>                       |   |
| VCE UNITS                           | UNITS 3 & 4   |
| DAY & TIME                          | Wednesday<br>1:30pm – 5:00pm  |
| HOST SCHOOL - LOCATION              | BAYSIDE P-12 COLLEGE  |



## UNITS OF COMPETENCY

### YEAR 1


| MODULE CODE | MODULE NAME  | HOURS | Scored Assessment |
|-------------|--|-------|-------------------|
| BSBCRT311   | Apply critical thinking skills in a team environment | 40    | N                 |
| CUAWHS312   | Apply work health and safety practices               | 30    | N                 |
| CUAIND311   | Work effectively in creative arts indus              | 50    | N                 |
| CUAACD201   | Dev. drawing skills to communicate ideas             | 60    | N                 |
| ICTWEB305   | Produce digital images for the web                   | 30    | N                 |
| CUADIG211   | Maintain interactive content                         | 30    | N                 |

### YEAR 2

| MODULE CODE | MODULE NAME                            | HOURS | Scored Assessment |
|-------------|--|-------|-------------------|
| CUAANM301   | Create 2D digital animations           | 35    | Y                 |
| CUADES302   | Explore/apply creative design 2D forms | 60    | Y                 |
| CUADIG312   | Author interactive sequences           | 40    | Y                 |
| CUADIG304   | Create visual design components        | 30    | Y                 |
| CUAWRT301   | Write content for a range of media     | 40    | Y                 |

Commencement of program will be dependent on adequate student numbers for enrolment and funding.  
Programs and units of competency are subject to change prior to commencement.





## COURSE CODE: SIS30122

# CERTIFICATE III IN SPORT, AQUATICS AND RECREATION

### Program Description:

Certificate III in Sport and Recreation provides students with the skills and knowledge to work in the Sport and Recreation industry. In Units 1 and 2, students can choose from a range of electives to create a program of their choice, including teaching the fundamental skills of athletics, basketball, gymnastics or squash and implementing sports injury prevention. Units 3 and 4 offers scored assessment and includes core units such as conduct basic warm-up and cool-down programs, plan and conduct sport and recreation sessions and undertake a risk analysis of activities. Students also undertake electives drawn from the Aquatics, Fitness, Sport and Outdoor Recreation streams.

Students wishing to receive an ATAR contribution for the Units 3 and 4 sequence must undertake scored assessment for the purposes of achieving a study score. This study score can contribute directly to the ATAR, either as one of the student's best four studies (the primary four) or as a fifth or sixth study. Further information can be found on the VTAC website: [www.vtac.edu.au](http://www.vtac.edu.au)

Where a student elects not to receive a study score for VCE VET Sport and Recreation, no contribution to the ATAR will be available.


### Pathways / Career Opportunities:

Completion of Certificate III in Sport and Recreation may lead to job outcomes including facilitating sport and recreation programs, maintaining grounds and facilities and working in the service industry in locations such as recreation and fitness centres, outdoor sporting grounds or aquatic centres. With additional training and experience, potential job outcomes may include coaching, teaching and sports administering.

### Contribution to VCE / VCE VM & VPC

These credits must be confirmed with the VET Coordinator at your school.

|                                     |   |
|-------------------------------------|---|
| COURSE CODE                         | SIS30122  |
| CERTIFICATE NAME                    | Certificate III in Sport, Aquatics and Recreation   |
| ASSESSING GROUP                     | School  |
| RTO CODE                            | 40548   |
| RTO NAME                            | IVET  |
| ATAR                                | Scored assessment   |
| STRUCTURED WORKPLACE LEARNING (SWL) | <b>Strongly recommended</b><br>The VCAA strongly recommends a minimum of 80 hrs (2 weeks) of structured workplace learning over the duration of the VCE VET program |
| VET CAREER VIDEO                    | <a href="#">Click here to watch: VET Sport and Recreation- GET VET (VCAA)</a>   |
| <b>LOCATION AND TIMES</b>           |   |
| <b>YEAR 1</b>                       |   |
| VCE UNITS                           | UNITS 1 & 2   |
| DAY & TIME                          | Thursday<br>1:30pm – 5:00pm   |
| HOST SCHOOL - LOCATION              | BAYSIDE P-12 COLLEGE  |
| <b>YEAR 2</b>                       |   |
| VCE UNITS                           | UNITS 3 & 4   |
| DAY & TIME                          | Wednesday<br>1:30pm – 5:00pm  |
| HOST SCHOOL - LOCATION              | BAYSIDE P-12 COLLEGE  |



## UNITS OF COMPETENCY

### YEAR 1

| MODULE CODE | MODULE NAME                           | HOURS | Scored Assessment |
|-------------|---------------------------------------|-------|-------------------|
| HLTAID011   | Provide First Aid                     | 18    | N                 |
| HLTWHS001   | Participate in workplace health       | 20    | N                 |
| SISXEMR003  | Respond to emergency situations       | 18    | N                 |
| SISXCCS004  | Provide quality service               | 25    | N                 |
| SISXFAC006  | Maintain activity equipment           | 5     | N                 |
| SISXIND011  | Maintain sport/fitness/rec ind        | 50    | N                 |
| SISOFLD002  | Minimise environmental impact         | 15    | N                 |
| SISSPAR009  | Participate in conditioning for sport | 30    | N                 |
| SISSSOF002  | Continuously improve officiating      | 20    | N                 |
| SISXIND009  | Respond to interpersonal conflict     | 20    | N                 |
| SISOFLD001  | Assist in conducting recreation       | 30    | N                 |


### YEAR 2

| MODULE CODE | MODULE NAME                   | HOURS | Scored Assessment |
|-------------|-------------------------------|-------|-------------------|
| BSBWHS308   | Participate in WHS hazard     | 50    | Y                 |
| SISSSCO001  | Conduct sport coaching at FND | 50    | Y                 |
| SISXPLD002  | Deliver recreation sessions   | 60    | Y                 |
| SISXPLD004  | Facilitate groups             | 25    | Y                 |

Commencement of program will be dependent on adequate student numbers for enrolment and funding.  
Programs and units of competency are subject to change prior to commencement.







## VET CAREER VIDEOS

Visit the Get VET website [[ycaa.vic.edu.au/getvet](https://ycaa.vic.edu.au/getvet)] for more videos, success stories and resources.

**GET VET Agriculture, Horticulture, Conservation and Land Management**  
<https://vimeo.com/427983896>



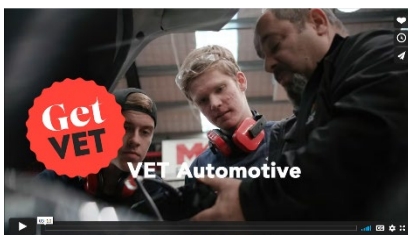
**GET VET Animal Studies**  
<https://vimeo.com/404799601>



**VET Applied Fashion Design and Technology**  
**Point Cook Senior SC**  
<https://www.youtube.com/watch?v=iR0ziFhOxzE>



**GET VET Automotive**  
<https://vimeo.com/379135716>



**VET Building and Construction**  
**Bayside P-12 College**  
<https://www.youtube.com/watch?v=SmEgZH1Uigl>



**VET Business**  
**Homestead Senior Secondary College**  
<https://www.youtube.com/watch?v=cOs7dRPJhMY>




**GET VET Creative and Digital Media**  
<https://vimeo.com/378454730>




**VET Community Services**  
<https://vimeo.com/389886653>



**VET Dance**  
**Williamstown High School**  
<https://www.youtube.com/watch?v=PS6Gua3voXQ>



**VET Early Childhood Education**  
**Emmanuel College**  
<https://www.youtube.com/watch?v=9bDxnVXRGEU>



**GET VET Electrical Industry**  
**Emmanuel College**  
<https://vimeo.com/364919319>



**VET Engineering**  
**Laverton P-12 College**  
<https://www.youtube.com/watch?v=LSLAHntpNso&feature=youtu.be>





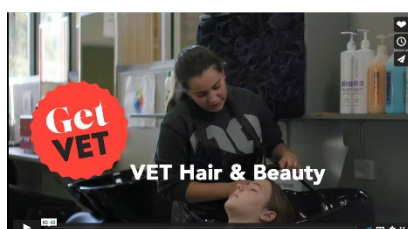
### GET VET Furnishing

<https://vimeo.com/404799456>



### GET VET Hair and Beauty

<https://vimeo.com/364919650>



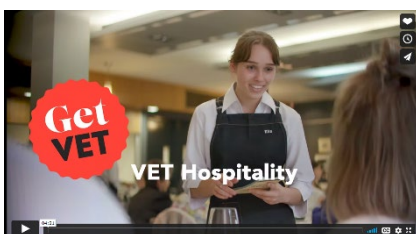
### GET VET Health

<https://vimeo.com/350641339>



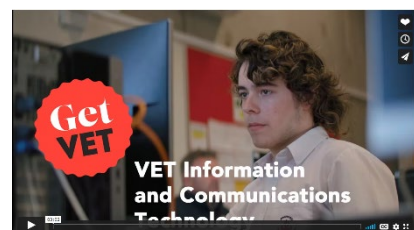
### GET VET Hospitality

<https://vimeo.com/350641551>



### GET VET Information Technology


<https://vimeo.com/395066788>



### VET Music (Performance and Sound) Williamstown High School

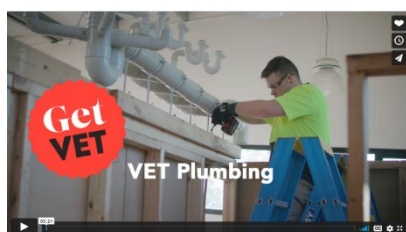
<https://www.youtube.com/watch?v=c4X7UsnpiEE> (video 1)

[https://youtu.be/p\\_lKnHyb\\_gM](https://youtu.be/p_lKnHyb_gM) (video 2)




### GET VET Plumbing Emmanuel College

<https://vimeo.com/403082120>



### VET Screen and Media Bayside P-12 College


<https://www.youtube.com/watch?v=Vy7kF-IPv4k>



### GET VET Sport and Recreation

<https://vimeo.com/359412894>





## VET PROGRAMS FLYERS

| SCHOOL HOST                                | VET PROGRAM NAME   | FLYER LINK                 |
|--|--|----------------------------|
| <b>Bayside P-12 College</b>                | CERTIFICATE II IN AUTOMOTIVE VOCATIONAL PREPARATION [LIGHT]              | <a href="#">View Flyer</a> |
|  | CERTIFICATE II IN BUILDING & CONSTRUCTION PRE-APPRENTICESHIP (CARPENTRY) | <a href="#">View Flyer</a> |
|  | CERTIFICATE III IN COMMUNITY SERVICES (PARTIAL COMPLETION)               | <a href="#">View Flyer</a> |
|  | CERTIFICATE III IN INFORMATION AND COMMUNICATIONS TECHNOLOGY             | <a href="#">View Flyer</a> |
|  | CERTIFICATE III IN SCREEN AND MEDIA                                      | <a href="#">View Flyer</a> |
|  | CERTIFICATE III IN SPORT, AQUATICS AND RECREATION                        | <a href="#">View Flyer</a> |
| <b>Emmanuel College (Notre Dame)</b>       | CERTIFICATE III IN EARLY CHILDHOOD EDUCATION & CARE (PARTIAL COMPLETION) | <a href="#">View Flyer</a> |
|  | CERTIFICATE II IN ELECTROTECHNOLOGY (PRE-VOCATIONAL)                     | <a href="#">View Flyer</a> |
|  | CERTIFICATE II IN PLUMBING (PRE-APPRENTICESHIP)                          | <a href="#">View Flyer</a> |
| <b>Homestead Senior Secondary College</b>  |  |                            |
|  | CERTIFICATE III IN BUSINESS  | <a href="#">View Flyer</a> |
| <b>Laverton P-12 College</b>               |  |                            |
|  | CERTIFICATE II IN ENGINEERING STUDIES                                    | <a href="#">View Flyer</a> |
|  | CERTIFICATE II IN HOSPITALITY & CERTIFICATE II IN COOKERY [DUAL PROGRAM] | <a href="#">View Flyer</a> |
| <b>Point Cook Senior Secondary College</b> |  |                            |
|  | CERTIFICATE II IN AUTOMOTIVE VOCATIONAL PREPARATION (MECHANICS) [HEAVY]  | <a href="#">View Flyer</a> |
|  | CERTIFICATE II IN APPAREL, FASHION TEXTILES                              | <a href="#">View Flyer</a> |
|  | CERTIFICATE II IN RETAIL COSMETICS                                       | <a href="#">View Flyer</a> |
| <b>Williamstown High School</b>            |  |                            |
|  | CERTIFICATE III IN DANCE (PARTIAL COMPLETION)                            | <a href="#">View Flyer</a> |
|  | CERTIFICATE III IN MUSIC (PERFORMANCE)                                   | <a href="#">View Flyer</a> |
|  | CERTIFICATE III IN MUSIC (SOUND PRODUCTION)                              | <a href="#">View Flyer</a> |